




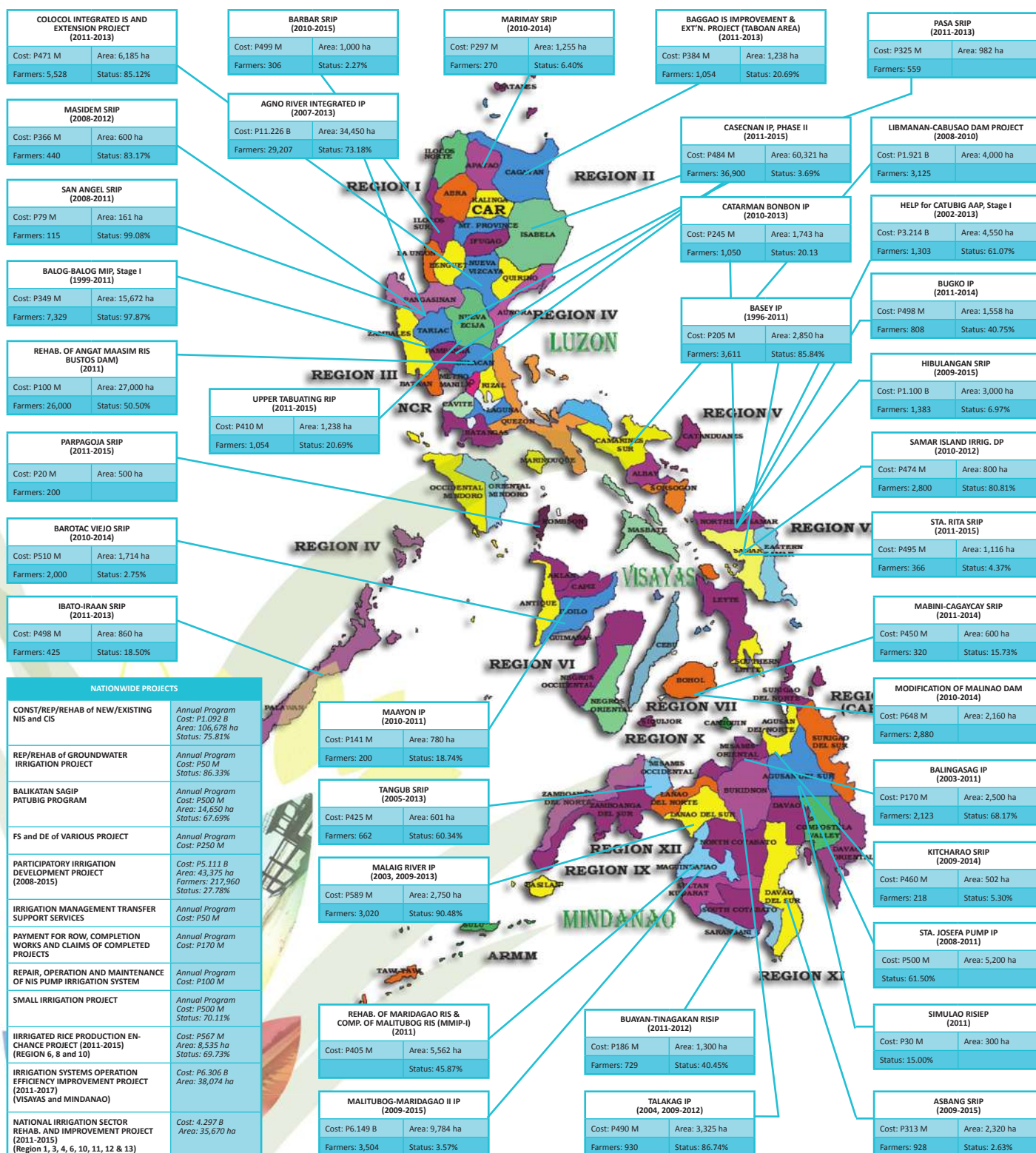
National Irrigation Administration

Irrigation Efficiency is Rice Self-Sufficiency



Annual Report
2011

National Irrigation Administration 2011 Major Irrigation Projects



REPUBLIC OF THE PHILIPPINES

Table of Contents

<i>Administrator's Report</i>	3
<i>Engineering and Operations</i>	4
<i>Project Development</i>	
<i>Foreign-Assisted Projects</i>	4
<i>Locally-Funded Projects</i>	6
<i>Carry-over Projects</i>	6
<i>Inter-Agency Projects</i>	6
<i>Status of Irrigation Development</i>	10
<i>Operations and Maintenance</i>	
<i>Operations</i>	11
<i>Institutional Development Program</i>	12
<i>Equipment Management</i>	12
<i>Financial Management</i>	
<i>Consolidated Income Statement</i>	13
<i>Consolidated Balance Sheet</i>	14
<i>Statement of Cash Flows</i>	15
<i>Balance Sheet</i>	16
<i>Administrative Services</i>	
<i>Rationalization Plan Updates</i>	17
<i>HR Management and Development</i>	18
<i>Procurement and Property</i>	19
<i>Disposal of Unserviceable Equipment</i>	19
<i>Internal Audit Services</i>	20
<i>Legal Services</i>	21
<i>Public Affairs and Information Staff</i>	21
<i>Program Thrusts for 2011</i>	24
<i>Executive Committee</i>	25
<i>Board of Directors</i>	26
<i>Directory of Officials</i>	27
<i>Praise Awardees</i>	34

NFA Annual Report 2011



Administrator's Report

NIA pursued the implementation of 57 irrigation projects: 8 foreign-assisted, 46 locally-funded (including continuing activities and carry-over projects) and three inter-agency projects. Seventeen are located in Luzon, eleven in Visayas, eleven in Mindanao and eighteen with subprojects in selected provinces nationwide.

Other activities for the year are the construction/generation, rehabilitation and restoration of areas of national and communal irrigation systems, organization and development of irrigators' associations, and feasibility studies and packaging of potential projects.

As of December 31, 2011, the agency accomplished 72% of the targeted area of 33,431 ha for generation or 23,923 ha and 107% of 128,567 ha for rehabilitation or 137,062 ha and 57% of 55,298 ha for restoration or 31,331 ha.

Irrigation Development Program for the year involved a funding requirement of P17.91 B, broken down into: P12.79 B approved regular CY 2011 budget per RA 10147, P2.86 B from other sources, P1.38 B carry-over funds and P0.88 B inter-agency funds. Total available allotment was P17.85 B with cash and non-cash support of P11.47 B or 64% of the available allotment. Obligations incurred amounted to P13.65 B.

The Agency now manages 212 National Irrigation Systems (NIS) nationwide with a total service area of 783,457 ha. The total irrigated area was 1,135,650 ha broken down into 553,396 ha during the dry season (November 2010 to April 2011), 566,006 ha during the wet season (May 2011 to October 2011) and 16,248 ha for the third crop. Irrigation cropping intensity attained was 170%.




ANTONIO S. NANGEL
Administrator

Project Development & Implementation



Ongoing construction of Re-regulating Pond at Agno River Irrigation System, Pangasinan under ARIIP Project Manager Reynaldo C. Mencias

A. Foreign-Assisted Projects

The agency continued the implementation of six ongoing foreign-assisted projects. For CY 2011, a total of P5.45 B was programmed for these projects. This amount is 34% of the total approved irrigation budget of P16.08 B for CY 2011.

As of the end of the fourth quarter, total allotment released for these projects was P5.41 B. Obligations incurred amounted to P4.03 B.

Moreover, carry-over funds of P0.94 B which were unobligated from previous years allocation are being utilized and obligations incurred amounted to P0.94 B.

Hence, total available allotment amounted to P6.39 B. Total obligations incurred amounted to P4.96 B.

A lump sum amount of P11.23 B cash/non-cash was received to support the allotment releases for both foreign-assisted and locally-funded projects. This amount represents 66% of the total allotment of P16.99 B released to NIA.

Physical targets for these projects were the generation of 1,960 ha of new areas and restoration of 9,095 ha in existing irrigation systems. These targets represented 6% and 16% of the total target area of the agency for generation and restoration for CY 2011, respectively.

As of December 31, 2011, these projects generated 5,876 ha and restored 3,721 ha in existing irrigation systems. Thus the agency's accomplishments was 299% and 41% of the total target area for new and restoration in foreign-assisted projects.

1. Participatory Irrigation Development Project (PIDP)

The Participatory Irrigation Development Project (PIDP) is a World Bank-assisted project. The Loan for PIDP was approved by the World Bank Board on June 25, 2009. The Loan Agreement and other legal documents were signed on August 7, 2009. The loan was declared effective on November 3, 2009.

2. Help for Catubig Agricultural Advancement Project (HCAAP) - Stage 1

HCAAP is a multi-component project in Northern Samar, Region 8 which aimed to alleviate poverty by raising farm income levels, generate employment opportunities and improve social infrastructures and services. The Japan Bank for International Cooperation (JBIC) funded the project with Loan No. PH-P221 for 5.210 Billion Yen effective January 23, 2002.

Summary of Financial Status

CATEGORY	CY 2011 PROGRAM AND CARRY-OVER FUNDS			
	Approved Program/ Unobligated Balance/ Allotment/ Realignment	Releases (January to December 2011)		
		Total Available Allotment	Cash/ Non-Cash Support	Obligation
NIA PROJECTS				
Foreign-Assisted Projects	6,385,057	6,345,057	-	4,964,400
Locally Funded Projects	8,098,240	8,098,240	-	7,403,808
Carry-Over Projects	65,462	65,462	-	65,462
Other Sources	2,442,081	2,442,081	8,760	855,642
Lump Sum	34,829	34,829	11,231,223	34,829
Total for NIA PROJECTS	17,025,669	16,985,669	11,239,983	13,324,141
INTER-AGENCY PROJECTS	881,609	86,8761	226,645	329,307
Total for IRRIGATION	17,907,278	17,854,430	11,466,628	13,653,448

Note: Unaudited Financial Status as of December 31, 2011

Summary of Physical Status

Key Indicator	CY 2011 PROGRAM		Carry-Over (Actual)	Total Actual
	Target *	Actual		
New Area (ha)	33,431	18,343	5,580	23,923
Rehab Area (ha)	128,567	83,182	53,880	137,062
Res Area (ha)	55,298	16,043	15,288	31,331

* Includes carry-over target

Major project components are: irrigation component which comprises construction of diversion dam/intake works, irrigation and drainage facilities and operation and maintenance roads; and, non-irrigation component which includes on farm facilities, demo farms, land development, Schistosomiasis control, drainage canals, public and communal toilets and foot bridges.

3. Agno River Integrated Irrigation Project (ARIIP)

ARIIP is located in the province of Pangasinan, Region 1 and envisions to provide a year round irrigation to some 34,450 hectares benefitting 28,000 farm-families.

The Project is funded by the China Export-Import Bank's Preferential Buyer's Credit with a loan amount of US\$89.154 Million under Loan No. PBC 2009 No. 23 Total No. 85 and effectivity date of February 1, 2010.

Major components are: construction of New Diversion which will serve as Re-regulating pond for the peak releases of San Roque Power Corporation (SRPC) for irrigation purposes; rehabilitation and construction of irrigation and drainage facilities of Agno River Irrigation System (ARIS) with a service area of 26,850 hectares and Ambayaoan Dipalo River Irrigation system (ADRIIS) with a service area of 7,600 hectares; provision of comprehensive Institutional Development Program.


4. Irrigation System Operation Efficiency Improvement Project (ISOEIP)

The proposed project will contribute in the rice self-sufficiency program of the government and increase income of farm households in Regions VI and XI, through rehabilitation of ten (10) national irrigation systems (NIS) with a total service area of 38,074 ha. The project is for endorsement by the Department of Agriculture (DA) to NEDA under Asian Development Financing.

5. National Irrigation Sector Rehabilitation & Improvement Project (NISRIIP)

A nationwide project aimed to rehabilitate 11 Sub-projects and funded by Japan International Cooperation Agency (JICA) under Loan No. PH-P254 amounting to 6.187 Billion Yen.

Rehabilitation works involve Diversion Dams, Main Canals, laterals, drainage canals, canal structures, drainage structures, on-farm structures and service roads. The project also involves the construction of IA offices for the 154 IAs in the 11 sub-projects. 45 of these IAs will be provided with support facilities.



6. *Malitubog Maridagao Irrigation Project (MMIP) Phase II*

MMIP is to be funded by the government of Japan under Overseas Development Assistance (ODA) loan assistance amounting to 6.187 Billion Yen under Loan No. PH-P254. The Project is still to be started.

The project benefits the provinces of Maguindanao and North Cotabato to increase production and productivity, increase household income, improve access to basic services, contribute to ensure food sufficiency, improve institutional effectiveness through partnership with LGUs and advocate for peace in the project area.

B. Locally-Funded Projects

There were forty-three locally-funded projects implemented during the year. Of the CY 2011 approved irrigation budget, 48% or P7.75 B is programmed for these projects. Allotment released was 100% of the approved budget.

Obligations incurred was P7.06 B. Physical target for the year were the generation of 23,917 ha of new areas, rehabilitation of 99,090 ha and restoration of 20,078 ha in existing systems or 72%, 77% and 36% of the total agency's targets for CY 2011 respectively.

As of the end of the year, these projects generated 11,688 ha new areas, rehabilitated 81,468 ha and restored 12,322 ha in existing systems.

Total available allotment for these projects including carry-over funds from previous year's allocation amounted to P8.10 B. Obligations incurred amounted to P7.40 B.

C. Carry-over Projects

Nine carry-over projects from CY 2010 Program were also pursued. Two are foreign-assisted, six locally-funded projects and one from other sources. Total available allotment for these projects amounted to P97.9 M. Obligation incurred was P82 M. As of the end of the year, these projects generated 3,362 ha, rehabilitated 53,357 ha and restored 15,288 ha in existing systems.

D. Inter-Agency Projects

In addition to the regular program, the agency continued the implementation of inter-agency projects:

1. Ongoing Projects

a. Comprehensive Agrarian Reform Program - Irrigation Component (CARP-IC)

Phase II funded under DAR's Agrarian Reform Fund

CARP Phase II, with an aggregate cost of P8.5 B, started in 1999 and shall be completed in 2014. The project will improve/construct existing CIS and new CIP to irrigate 34,428 ha when fully operational.



2011
Annual Report



For CY 2011, the project targeted 2,246 ha of new area for generation and 1,671 ha for rehabilitation in 81 CIS/CIP. Accomplishments as of the end of the fourth quarter were the generation of 473 ha of new areas and rehabilitation of 1,315 ha.

During the period under review, Twenty-eight (28) CIP/CIS implemented under CARP Phase II were completed benefiting 2,659 farmer-beneficiaries.

Allocation for the year amounted to P293 M (P248 M from CY 2011 Program and P45 M from carry-over fund balances). As of end of the fourth quarter, total available allotment amounted to P280 M with corresponding cash support of P145 M was received. Obligation incurred amounted to P145 M.

b. Agrarian Reform Infrastructure Support

Project 000 (ARISP III)
partly funded under JBIC loan.

The ARISP III was funded under the 27th Yen Package of the Government of Japan through the Japan Bank for International Cooperation. The Projects' Loan Agreement was signed on December 18, 2007 and took effect on April 15, 2008. It is an expansion of ARISP I & II which covered 229 Agrarian Reform Communities (ARC). This project aims to develop 129 ARC in 14 regions and 54 provinces.

NIA, as one of the cooperating agencies, together with the Local Government Units (LGU), is responsible for the irrigation development of the areas covered by the project. It is tasked to undertake the project preparation, planning, design, construction/rehabilitation of 111 CIP/CIS and provision of on-farm facilities and access roads.

Upon completion of the project, some 21,845 hectares farm lands will be generated/rehabilitated/restored to benefit around 18,030 farmer-beneficiaries.

As of December 31, 2011, 127 ARC have been validated. One hundred forty irrigation projects in 49 provinces under 108 ARC were identified for possible funding under ARISP III. Of these projects, feasibility study (FS) on 94 projects were completed and 32 projects are ongoing and five projects are deferred or found to be not feasible. Of these, detailed engineering on 53 projects were completed and 27 projects are ongoing. Thirty-four projects are ongoing construction and six projects were completed. To date, overall accomplishment for construction activities was 18.08% against the target of 20.20%.

2. Carry-over Projects

a. Agrarian Reform Communities Development
Project (ARCDP) Phase 00
funded by the World Bank

ARCDP Phase II is a World Bank - assisted project. It started in the 2nd quarter of CY 2004. The project increased its coverage from 80 Agrarian Reform Communities (ARC) in 17 provinces to 123 ARC in 20 provinces.

A total of 48 subprojects were identified for pre-engineering activities. However, 31 subprojects only were approved. Feasibility studies and detailed engineering on these subprojects were completed. As of the end of the year, the construction of 27 subprojects were completed, with 2,779 ha of new area generated and 1,814 ha rehabilitated benefiting 4,447 farmer beneficiaries.

Participatory Irrigation Development Project

The Participatory Irrigation Development Project (PIDP) is a long-term program supporting irrigation reforms in the Philippines. The development objective of the overall PIDP Applicable Program Loan (APL) (three phases) is to improve irrigation service delivery on a financially and technically sustainable basis that will contribute to increased agricultural production and productivity among beneficiary farmers in irrigated areas. The first APL (APL1) will contribute to this overall program objective through:

1. enhancing NIA's financial viability, and its institutional capacity to support improvements in irrigation service delivery,
2. transferring increased operation and maintenance (O&M) responsibilities of 58 National Irrigation Systems (NISs) to capable Irrigators' Associations (IAs), and
3. increasing irrigation efficiency and promoting reliable access to water among farmers in the selected 59 (Apayao-Abulug split to East and West) NISs through infrastructure development.

The project is nearing its mid-term of implementation. The year is crucial since most of the programs and activities are expected to be undertaken.

Component 1: Irrigation Sector Restructuring Reform.

A) NIA Rationalization Plan

As of December 31, 2011, a total of 1,672 staff has availed of the package of the NIA Rationalization Plan as per Executive Order Numbers 366 and 718. This represents 86% of the cumulative Year 4 target of 1,945 number of affected personnel. The total amount disbursed to cover the terminal leave and incentive package is about P992.17 million charged against the Loan Proceeds of the Project.

B) NIA Institutional Strengthening and Irrigation Management Transfer (IMT) Program.

To support the IMT implementation, several activities like trainings both for the NIA staff and the IAs were given. Some of these are: NIA Computerized Document Tracking System Seminar, Supervisory Development Course for Central Office Supervisors, Pre-Retirement Orientation Seminar, Training on Quality Control, Assessment, Supervision and Contract Administration in Civil Works, Job Enrichment Training, and Seminar on Procurement Laws, Rules and Regulation.

Research and related activities were also conducted during the year. Demonstration farms on water saving technology for PIDP areas were also launched on the third quarter. The PIDP Integrity Development Action Plan (IDAP) has been drafted and implemented at the Project Management Office (PMO) and PIDP covered areas. The PIDP Integrity Strengthening Action Matrix in support to MC. No. 50, s. 2010 was disseminated and introduced to field offices as a tool for monitoring and assessment of integrity development accomplishment.

Component 2: Irrigation Infrastructure Development

This component is the main investment component of the project directed at the rehabilitation and modernization of 59 existing NISs nationwide. It also covers compliance to Environmental and Social Safeguards.

- As of December 2011, out of 59 NISs, 52 NISs are with approved Program of Works while 6 are being reviewed / finalized.
- Two (2) International Competitive Bidding (ICB) and (15) National Competitive Bidding (NCB) were issued No Objection Letters (NOL), 4 NCB packages are for award while 2 NCB packages are for rebidding.
- There are 21 shopping packages issued with NOL by the Bank where 16 shopping packages have been awarded.
- At the Central Office, seven (7) contract packages of NISs were already bid out but not yet awarded / contracted.
- For civil works implementation, fifteen (15) NISs out of the 59 NISs were already completed with a reported restored area of 2, 218 hectares.
- The procurement of the printers and copiers were completed and the items already delivered. The resolution to award and issuance of NTP is under process for computers and peripherals.
- For the service vehicles, bidding was a failure since the two bidders were not responsive. However, it was recommended for rebid.
- For the procurement of motorcycles, the letter of request for the approval / issuance of authority to purchase motorcycles for PIDP was already approved and bidding is scheduled on the 1st quarter of 2012.

There are eight consultancy services for procurement included in the Updated Procurement Plan for Consultancy Services submitted to the Bank.

- Two (2) will be procured under the QCBS mode,
- Three (3) under the CQS mode, and
- Three (3) under the SIC mode.
- Five (5) have been issued a NOL by the Bank.

Support for Social and Environmental Safeguards is intended to mitigate the effects of project implementation on the social and environmental concerns. As of end of the year,

- 14 Core A NIS have submitted their final Environmental Management Plans (EMP).
- 58 systems have acquired their Environmental Compliance Certificates (ECC) or Certificate of Non-Coverage (CNC). Based on the DENR-DAO 2003-30, Core-B systems can be exempted from the EIS system and therefore the ECC/CNC is not required.
- Only 2 NIS have been required to submit a full LARP- THIRIS and Maranding RIS.
- The THIRIS RAP has been approved by the Bank while the Maranding RAP is still for submission. Safeguards documents for the 58 NIS have been submitted to the Bank.

Component 3: Project Management and Coordination.

This is the component which supports the operation of the PMO. It covers the incremental operating cost; Office equipment and service vehicles, policy studies; PBME.

Several workshops like the Project Monitoring and Evaluation for NIS under PIDP, Mid-Year Review of the NIA Rationalization Plan, and a workshop on Financial Review, Assessment, and Reconciliation of Funds were conducted to strengthen the management and coordination component of the Project.

Small Reservoir Irrigation Project

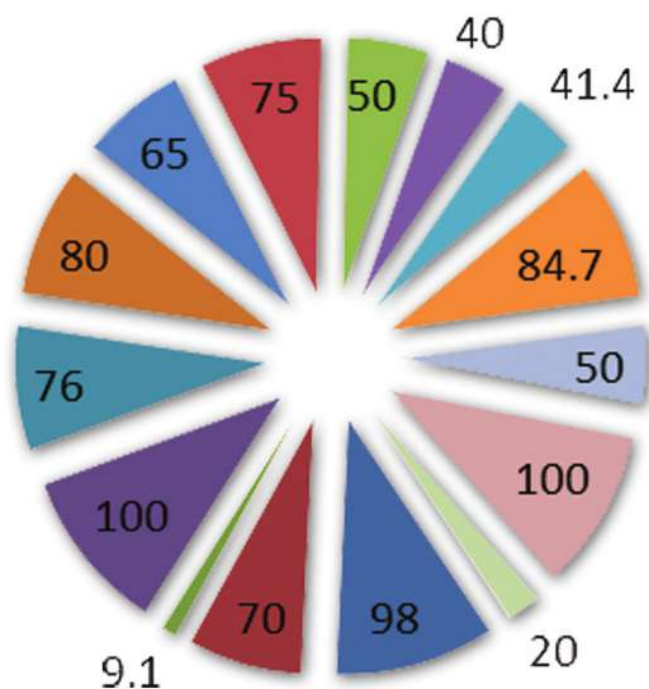
PROJECT LOCATION: Nationwide
 CATEGORY: Dam and Irrigation Component
 MUNICIPALITIES: All municipalities covered by the
 COVERED: program

The nationwide implementation of Small Reservoir Irrigation Project (SRIP) is one of the major undertakings of the NIA-Irrigation Development Program of the National Government under the Medium Term Project Investment Program (MTPIP) and Agricultural Fisheries Modernization Act (AFMA). The project requires for the identification, investigation, validation, feasibility studies/detailed design and construction of a Zoned Earthfill Dam and Irrigation Facilities to provide a year round irrigation to an estimated service area of 34,605 hectares. Other benefits derived from completed SRIP's include flood control, aquaculture, hydropower, domestic water supply and recreational facilities for local tourism.

For CY 2011, an amount of P959.25 million was allotted to SRIP for the implementation of the following sub-projects/activities, viz a viz;



San Angel SRIP, Rosales, Pangasinan. Construction of a zoned earth fill dam 13.50 meters high, with a crest length of 120 meters, and reservoir storage capacity of 0.289 mcm to irrigate 161 has.



Tangub	On-going Construction Works
Masidem	
San Angel	
Hibulungan	
Kitcharao	On-going Pre-Construction Works and for Bidding of Dam Construction
Asbang	
Marimay	
Barotac Viejo	
Barbar	Review and Finalization of Plans and for Bidding of Dam Construction
Pasa	
Upper Tabuating	
Ibato-Iraan	
Mabini-Cayacay	
Sta. Rita	
DD	

7. Project Preparation Activities

The agency pursued various project preparation activities. Allocation for this year's activities was P246.84 M (P230 M from CY 2011 program, P30 M of which was realigned to other projects and P46.84 M from carry-over fund balances) and obligation incurred was P61.67 M. The activities included:



Activities	Number of Projects			
	Completed	On-going	De-ferred/ OnHold	Total
1. Pre-feasibility study/project identification		4		4
2. Feasibility Study	1	14		15
3. Detailed Design		6	1	7
4. Assistance to LGU and other projects:				
a. Packaging of projects for implementation and economic evaluation	8	9		17
b. Land and Water Resources	6	11	1	18
c. Pre-feasibility Study (Hydrological Aspect)	1	6	2	9
d. Review of FS/DE (Hydrology)		4	1	5
e. Geological Studies / Investigation	5	17	1	23
f. Survey Mapping		8		8
5. Watershed Assessment and Management Planning of Proposed National Irrigation Projects	3	9		12

7.7. Status of Irrigation Development

As of December 31, 2011, the total service area developed was 1,566,591 ha or 50% of the estimated potential irrigable area of 3,126,340 ha. Of this area, 783,457 ha are under NIS, 565,805 ha in CIS and 217,329 ha in private irrigation systems (PIS). The remaining potential area to be developed is still 1,559,749 ha. The estimated potential irrigable area are those primarily devoted to rice and corn and up to 3% slope.

Region	Estimated Total Irrigable Area a/	Service Area b/					Remaining Potential Area to be Developed
		National Irrigation System	Communal Irrigation System	Private Irrigation System	TOTAL	Irrigation Development (%)	
CAR	99,650	22,622	35,785	22,912	81,319	82	18,331
1	277,180	64,066	97,304	27,329	188,699	68	88,481
2	472,640	144,059	42,813	23,095	209,967	44	262,673
3	498,860	206,237	79,394	20,555	306,186	61	192,674
4A	97,710	28,580	19,367	7,893	55,840	57	41,870
4B	149,250	24,585	35,249	10,069	69,903	47	79,347
5	239,660	22,655	69,224	29,484	121,363	51	118,297
6	197,250	52,216	20,930	5,499	78,645	40	118,605
7	50,740	10,040	23,048	2,539	35,627	70	15,113
8	84,380	19,644	30,454	4,466	54,564	65	29,816
9	76,080	15,162	20,093	1,972	37,227	49	38,853
10	120,700	28,480	24,714	14,764	67,958	56	52,742
11	149,610	33,971	15,757	25,915	75,643	51	73,967
12	293,610	63,266	22,648	17,296	103,210	35	190,400
ARMM	156,720	17,520	7,306	225	25,051	16	131,669
CARAGA	162,300	30,354	21,719	3,316	55,389	34	106,911
TOTAL	3,126,340	783,457	565,805	217,329	1,566,591	50	1,559,749

a/ - Estimated Total Irrigable Area (ETIA) is based on the 3% slope criteria.

b/ - Includes CY 2011 newly developed areas

Operations and Maintenance Activities

7. National Irrigation Systems (NIS)

NIA operated and maintained 212 NIS nationwide with a total service area of 783,457 ha.

The programmed area for irrigation this crop year is 1,212,752 ha. As of the end of December 2011, irrigated area was 553,396 ha during the dry season (November 2009 to April 2010), 566,006 ha during the wet season (May 2010 to October 2010) and 16,248 ha for the third crop or a total of 1,135,650 ha which is 94% of the programmed area. The irrigated cropping intensity attained was 170 percent.



REGION	NO. OF NIS	SERVICE AREA (at the beginning of the year)	FIRM-UP SERVICE AREA	IRRIGATED AREA (ha)									IRRIGATED CROPPING INTENSITY (%)	
				WET SEASON			DRY SEASON			THIRD CROP				
				PRO-GRAM	AC-TUAL	%	PRO-GRAM	AC-TUAL	%	PRO-GRAM	AC-TUAL	%	SERVICE AREA	FIRM-UP SERVICE AREA
CAR	3	22,622	22,622	16,648	14,587	87.62	16,437	15,228	92.64	100	73	73.00	132	132
1	25	64,066	46,366	36,736	32,722	89.07	28,042	27,564	98.30	564	604	107.09	95	131
2	21	144,059	134,875	120,840	113,592	94.00	126,287	119,747	2.91	-	-	-	162	173
3	23	206,237	171,808	150,753	150,664	99.94	151,942	150,603	99.12	39,105	5,678	14.52	149	179
4A	33	28,580	20,449	15,783	15,278	96.80	13,531	13,378	98.87	120	-	-	100	140
4B	12	24,585	18,726	16,115	15,688	97.35	13,742	13,950	101.51	-	-	-	121	158
5	18	22,655	20,407	17,703	17,464	98.65	17,420	16,948	126.69	2,935	-	-	152	169
6	12	52,216	44,716	41,551	39,907	96.04	34,826	32,757	94.06	4,428	3,653	82.50	146	171
7	3	10,040	8,025	8,025	6,565	81.81	7,383	6,617	89.62	-	-	-	131	164
8	17	19,644	18,544	16,845	16,691	99.09	16,815	16,651	99.02	290	-	-	170	180
9	4	15,162	14,267	13,567	13,436	99.03	12,974	12,974	100.00	1,100	-	-	174	185
10	6	28,480	20,592	19,359	19,041	98.36	19,357	19,031	98.32	3,400	2,109	62.03	141	195
11	9	33,971	31,398	30,102	30,061	99.86	30,102	29,781	98.93	-	-	-	176	191
12	13	63,266	59,368	53,227	52,232	98.13	51,614	51,769	100.30	1,781	4,131	231.95	171	182
13	8	30,354	21,357	18,578	17,544	94.43	18,558	17,240	92.90	-	-	-	115	163
ARMM	5	17,520	14,688	12,937	10,534	81.43	11,130	9,158	82.28	-	-	-	112	134
TOTAL	212	783,457	668,208	588,769	566,006	96.13	570,160	553,396	97.06	53,823	16,248	30.19	112	170

Dry Season - November 2010 to April 2011
Wet Season - May 2011 to October 2011

Some parts of Regions have inverted cropping season
Service Area includes CY 2011 Newly Generated Area

III. Institutional Development Program

The organization and development of farmer-beneficiaries were continuously undertaken nationwide to facilitate implementation of irrigation development and management. Trainings were conducted to increase the capabilities of farmer-beneficiaries.

A. Irrigation Management Transfer Support Services (IMTSS)

For CY 2011, under the IMTSS, NIA pursued the organization and development of farmer-beneficiaries. NIA targeted the organization/re-organization of 17 IA; strengthening of 560 IA; and registration with SEC of 19 IA. Other activities were also performed such as: O&M contracting, conduct of trainings/workshops for IA and others.

As of end of the year, there were 227 IA organized/re-organized covering 29,271 ha in NIS with 36,841 farmer-beneficiaries; 1,722 IA strengthened in 173,922 ha with 247,968 farmer-beneficiaries; and 223 IA registered with SEC.

Status of Institutional Development Program

NATIONAL AND COMMUNAL IRRIGATION SYSTEMS
as of December 31, 2011

PARTICULARS	NIS	CIS	TOTAL
1. IA ORGANIZED			
- Number	2,795	3,794	6,589
- Area	672,481	398,998	1,071,497
- Farmer-Beneficiaries	534,416	336,126	870,542
2. IA REGISTERED			
- Number	2,634	3,613	6,247
- Area	632,040	377,102	1,009,143
- Members	432,094	280,262	712,356
3. IA O & M CONTRACTING			
* Stage Contracts			
- Number	62	-	62
- Area	23,789	-	23,789
- Members	15,412	-	15,412
* Type Contracts			
- Number	1,277	-	1,277
- Area	304,337	-	304,337
- Members	211,344	-	211,344
* JSM Contracts			
- Number	84	-	84
- Area	26,612	-	26,612
- Members	24,358	-	24,358
* IMT Contracts			
- Number	1,030	-	1,030
- Area	253,842	-	253,842
- Members	198,615	-	198,615
* CIS System Turnover			
- Number	-	3,117	3,117
- Area	-	296,043	296,043
- Members	-	257,668	257,668
4. Trainings/Workshops Conducted for 2011			Participants
* IA Training			75,145
* Staff Training Orientation			17,010

III. Equipment Management

The agency satisfactorily maintained in operating condition 199 units of equipment or 4% of the 5,256 units. This is composed of 17 heavy equipment, 116 light equipment, 61 other equipment and 5 special equipment. There are 2,708 units that are under Category A2 or operating intermittently and less reliable equipment and 904 units under Category A3 or non-operable equipment needing repair.

The 17 units of heavy equipment that are in good condition are used to support project construction, repair and rehabilitation of existing NIS, and O&M of NIS.

As of end of the year, 1,445 units are recommended for disposal. The sale through public auction of unserviceable equipment was pursued to reduce further unnecessary operating expenditures and deterioration.

FINANCIAL MANAGEMENT

Consolidated Income Statement

Corporate Fund 501 - Regular & NDC
As of December 31, 2011

	2011	2010	INCREASE/ (DECREASE)
REVENUES			
Operating Income			
Irrigation Service Fees	1,343,420,370.61	1,198,993,062.80	144,427,307.81
Less: 10% Discount on ISF	86,499,708.66	76,569,834.57	9,929,874.09
Loss on Sale of Palay	2,772,760.58	19,435,223.84	(16,662,463.26)
Net Irrigation Service Fees	1,254,147,901.37	1,102,988,004.39	151,159,896.98
Rent Income	107,974,837.38	112,941,135.66	(4,966,298.28)
Fines and Penalties-Service Income	23,188,437.34	16,846,068.16	6,342,369.18
Management Fees	750,864,582.33	766,256,691.82	(15,392,109.49)
CIP/CIS/RIS Amortization and Equity	149,701,628.00	177,219,112.46	(27,517,484.46)
Pump Amortization & Equity	9,991,884.67	11,447,296.11	(1,455,411.44)
Water Delivery Fee	328,545,799.45	313,134,270.22	15,411,529.23
Energy Delivery Fee	44,479,972.80	59,795,998.20	(15,316,025.40)
Total	2,668,895,043.34	2,560,628,577.02	108,266,466.32
Non-Operating Income			
Interest	24,834,477.17	29,243,849.87	(4,409,372.70)
Subsidy Income from LGUs	-	3,250.00	(3,250.00)
Income from Grants and Donations	-	7,719.75	(7,719.75)
Miscellaneous Income	78,414,438.67	101,857,783.64	(23,443,344.97)
Other Fines and Penalties	116,640.33	110,829.37	5,810.96
Total	103,365,556.17	131,223,432.63	(27,857,876.46)
TOTAL REVENUES	2,772,260,599.51	2,691,852,009.65	80,408,589.86
Less Expenses:			
Personal Services	1,285,194,886.66	1,256,584,496.56	28,610,390.10
MOOE	573,490,457.98	564,043,830.94	9,446,627.04
TOTAL EXPENSES	1,858,685,344.64	1,820,628,327.50	38,057,017.14
INCOME/(LOSS) FROM OPERATION	913,575,254.87	871,223,682.15	42,351,572.72
Add/Deduct Other Income/Expenses:			
Gain (Loss) on Foreign Exchange	(3,430,919.82)		(3,430,919.82)
Gain on Sale of Disposed Assets	1,556,518.55	163,930.00	1,392,588.55
TOTAL OTHER INCOME/EXPENSES	(1,874,401.27)	163,930.00	(2,038,331.27)
Less Non-Cash Expenses:			
Bad Debts	209,833,737.91	139,890,630.28	69,943,107.63
Depreciation	995,866,423.42	946,360,967.20	49,505,456.22
NET INCOME/(LOSS)	(293,999,307.73)	(214,863,985.33)	(79,135,322.40)

Certified Correct:

(Sgd.) NOEMI V. VILLANUEVA
Acting Manager, Accounting Division

Noted By:

(Sgd.) REBECCA C. MALAZARTE
Acting Manager, Financial Management
Department

FINANCIAL MANAGEMENT

Consolidated Balance Sheet

Corporate Fund 501 - Regular & NDC
As of December 31, 2011
(with Comparative Figures for 2010)

	2011	2010	INCREASE/ (DECREASE)
ASSETS			
CURRENT ASSETS			
Cash	783,860,376.92	1,140,663,171.45	(356,802,794.53)
Receivables (net)	31,129,537,751.25	28,829,877,556.23	2,299,660,195.02
Inventories	116,647,567.31	129,571,733.71	(12,924,166.40)
Pre-payments	60,518,619.73	68,087,578.23	(7,568,958.50)
Other current Assets	(212,531,066.17)	(214,021,035.23)	1,489,969.06
Total Current Assets	31,878,033,249.04	29,954,179,004.39	1,923,854,244.65
NON CURRENT ASSETS			
Long Term Investments	11,224,500.00	11,224,500.00	-
Property, Plant and Equipment	24,537,895,734.88	29,730,079,504.01	(5,192,183,769.12)
Other Assets	600,778,935.17	626,755,572.41	(25,976,637.24)
Total Non-Current Assets	25,149,899,170.05	30,368,059,576.42	(5,218,160,406.36)
TOTAL ASSETS	57,027,932,419.09	60,322,238,580.80	(3,294,306,161.71)
LIABILITIES			
CURRENT LIABILITIES			
Payable Accounts	172,356,880.12	86,224,849.77	86,132,030.35
Inter/Interagency Payable	14,088,895,552.27	14,130,315,670.70	(41,420,118.43)
Other Liabilities Accounts	1,178,909,190.15	1,396,088,298.18	(217,179,108.03)
Total Current Liabilities	15,440,161,622.54	15,612,628,818.65	(172,467,196.11)
NON CURRENT LIABILITIES			
Loans Payable - Domestic/Foreign	11,506,340,533.96	11,506,340,533.96	-
Deferred Credit	17,120,665,063.10	14,766,359,671.78	2,354,305,391.32
Total Non Current Liabilities	28,627,005,597.06	26,272,700,205.74	2,354,305,391.32
TOTAL LIABILITIES	44,067,167,219.60	41,885,329,024.39	2,181,838,195.21
EQUITY			
Government Equity	18,040,452,161.89	18,364,174,338.76	(323,722,176.87)
Capital Stock	5,559,191,864.58	5,559,191,864.58	-
Retained Earnings	(10,638,878,826.98)	(5,486,456,646.93)	(5,152,422,180.05)
Total Equity	12,960,765,199.50	18,436,909,556.41	(5,476,144,356.91)
TOTAL LIABILITIES AND EQUITY	57,027,932,419.09	60,322,238,580.80	(3,294,306,161.71)

Certified Correct:

(Sgd.) NOEMI V. VILLANUEVA
Acting Manager, Accounting Division

Noted By:

(Sgd.) REBECCA C. MALAZARTE
Acting Manager, Financial Management
Department

Consolidated Statement of Cash Flows

Corporate Fund 501 - Regular & NDC
As of December 31, 2011

Cash Flows from Operating Activities	
Cash Inflows	
Cash received from irrigation users, other NIA Customers	3,094,782,062
Cash Received from other Government Owned and/or Controlled Corporations(GOCCs)	31,453,767
Receipt of subsidy from LGUs/NGAs	46,406,108
Receipt of Management Fee	750,639,582
Receipt of Inter/Intra-agency cash transfer	626,927
Refund of Cash Advances and Disallowances	2,848,466
Interest on Deposits	27,003,153
Trust Deposits	13,226,270
Prior Period Errors	56,495,464
Collection of Other Receivables	257,747,981
Fund transfer to other funds	34,965,311
Other Payables	110,745,193
Total Cash Inflows	4,426,940,284
Cash Outflows	
Cash paid to suppliers, employees and others	3,125,380,499
Repair/rehabilitation of Existing Irrigation Facilities	1,251,598
Remittances to BIR, GSIS, Pag-ibig, Philhealth	268,918,542
Cash Advances granted to Officers and Employees	32,339,861
Advances to National Government Agencies	12,522,080
Advances to GOCCs	-
Advances to LGUs	34,328,864
Payment to Other Goccs	4,828,709
Payment of Other Payable	420,857,997
Payment of Accounts Payable	300,237,243
Refund of Performance/Bidders' Bond	1,894,122
Advance Payment to Contractors	270,072,821
Fund transfer to other funds	60,497,051
Adjustment	62,858,306
Bank Charges	13,147
Total Cash Outflows	4,596,000,840
Total Cash Provided (Used) by Operating Activities	(169,060,556)
Cash Flows from Investing Activities	
Cash Inflows	
Bond Maturity	-
Disposal of property and equipment	31,465
Total Cash Inflows	31,465
Cash Outflows	
Purchase of Office, IT Equipment and Software	175,943,184
Office Buildings	4,980,520
Dividends	6,850,000
Total Cash Outflows	187,773,704
Total Cash Provided By Investing Activities	(187,742,239)
Cash Flows from Financing Activities	
Proceeds of Loan from National Development Company	-
Payment of Interest on Loan	-
Payment of Loan	-
Net Cash Provided By Financing Activities	-
Cash Provided by Operating, Investing and Financing Activities	(356,802,795)
Effect of Exchange Rate Changes on Cash	-
Cash and Cash Equivalents-Beginning	1,140,663,171
Cash and Cash Equivalents, Ending	783,860,377

Certified Correct:

Noted By:

(Sgd.) NOEMI V. VILLANUEVA
Acting Manager, Accounting Division

(Sgd.) REBECCA C. MALAZARTE
Acting Manager, Financial Management
Department

FINANCIAL MANAGEMENT

Consolidated Balance Sheet

Corporate Fund 501 - Regular & NDC
As of December 31, 2011

ASSETS		
CURRENT ASSETS		
Cash	783,860,376.92	
Receivables (net)	31,129,537,751.25	
Inventories	116,647,567.31	
Pre-payments	60,518,619.73	
Other current Assets	(212,531,066.17)	
Total Current Assets		31,878,033,249.04
NON CURRENT ASSETS		
Long Term Investments	11,224,500.00	
Property, Plant and Equipment	24,537,895,734.88	
Other Assets	600,778,935.17	
Total Non-Current Assets		25,149,899,170.05
TOTAL ASSETS		57,027,932,419.09
LIABILITIES		
CURRENT LIABILITIES		
Payable Accounts	172,356,880.12	
Inter/Interagency Payable	14,088,895,552.27	
Other Liabilities Accounts		1,178,909,190.15
Total Current Liabilities		15,440,161,622.54
NON CURRENT LIABILITIES		
Loans Payable - Domestic/Foreign		11,506,340,533.96
Deferred Credit		17,120,665,063.10
Total Non Current Liabilities		28,627,005,597.06
TOTAL LIABILITIES		44,067,167,219.60
EQUITY		
Government Equity	18,040,452,161.89	
Capital Stock	5,559,191,864.58	
Retained Earnings	(10,638,878,826.98)	
Total Equity		12,960,765,199.50
TOTAL LIABILITIES AND EQUITY		57,027,932,419.09

Certified Correct:

(Sgd.) **NOEMI V. VILLANUEVA**
Acting Manager, Accounting Division

Noted By:

(Sgd.) **REBECCA C. MALAZARTE**
Acting Manager, Financial Management
Department

Rationalization Plan Updates

Pursuant to Executive Order No. 366 "Directing a Strategic Review of the Operations and Organizations of the Executive Branch and Providing Options and Incentives for Government Employees Who May Be Affected by the Rationalization of the Functions and Agencies of the Executive Branch", the NIA formulated its own Rationalization Plan (RP) based on several parameters. The Plan was approved by the President of the Philippines per Executive Order No. 718 "Authorizing the Phased Implementation of the Rationalization Plan of the National Irrigation Administration and the Availment of the Separation Incentive Package under Executive Order No. 366" on April 8, 2008.

The plan was based on the following parameters/factors: the provisions of RA 3601, as amended by PD 552 and PD 1702, RA 8435 - Agricultural and Fisheries Modernization Act (AFMA), and RA 7606 (An Act Providing a Magna Carta of Small Farmers).

RA 7160 or the Local Government Code of 1991 devolves the construction, O&M of CIS to LGU and mandates NIA to provide technical assistance to them relative to the development of CIP/ CIS.

The said laws mandate NIA to turnover NIS, in whole or in part, to duly organized beneficiaries or the IA who are the direct beneficiaries of completed irrigation projects/systems. However, IA have to be developed and empowered to take over the operation, repair and maintenance of irrigation facilities, and the irrigation canals and facilities restored to good condition before the turnover of the management, O&M can take place.

Given the factors mentioned above, the NIA RP would necessitate a phased implementation to ensure the progressive build-up of NIA's infrastructure and organizational capability to sustain irrigation management consistent with the modern rural and agricultural realities.

Under EO 718, NIA shall implement its RP in phases for a period of five years to commence upon the approval of the NIA RP, in lieu of the one-time implementation authorized under EO 366. The total estimated financial requirement for NIA RP is P1.584B for 2,887 estimated affected personnel.

The Plan will still maintain the present Project Management Offices (PMO) arrangements for special projects until such time that the NIA implements a unified PMO.



The Department of Budget and Management (DBM) released a subsidy in the amount of P718.79 million to cover the payment of incentives and terminal leaves of affected personnel in Year 1 (Y1). Payment of incentives and terminal leaves of affected employees under Y2 to Y5 shall be financed under the loan proceeds of the Participatory Irrigation Development Project (PIDP).

As of December 31, 2011, a total of 1,754 personnel (1,269 for Y1, 216 for Y2, 223 for Y3 and 46 for Y4) were retired/separated from service and the corresponding incentives and terminal leaves amounting to P1.03B were paid. ❖

ADMINISTRATIVE SERVICES

HR Management and Development



The HRD being directly involved in the personnel management of NIA administers different mechanisms, plans and programs on merit and selection, compensation and position classification, qualification standards, ranking of positions, recognizing and rewarding exemplary performance and behaviour, leave administration, employees benefits, education and training, performance evaluation/assessment and records management.

Attuned to the Agency's advocacy for meritocracy and fitness of its men and women, the HRD continuously provides improvements in the recruitment and selection policies and procedures consistent with CSC Law and rules. The Merit Selection Plan (Revised 2011) now carries more rigorous procedures like the conduct of oral and written examinations or skill test whichever is practicable including panel interview.

To give meaning and spirit to said endeavours, and in faithful compliance of Anti-Red Tape Act, a process flow chart in recruitment, selection and appointment has been crafted and posted in the HR Bulletin for information and guidance of all concerned not to mention the principles of transparency and good governance.

In its desire to develop and retain the qualified and competent workforce, it conducted, among others, the following local and overseas trainings and scholarship programs, viz:

1. Pre-Retirement Orientation-Seminar on Skill, Livelihood and Investment Program;
2. Lecture/On-the-Job Training for Quality Control and Material Testing;
3. Training on Quality Control Assessment, Supervision and Contract Administration in Civil Works Construction;

4. Seminar-Workshop on National Guidelines on Internal Control System and Internal Auditing Principles and Practices;
5. Administrative and Finance Sector Conference/Seminar-Workshop;
6. Supervisory Development Course (Track I);
7. Training on Practical Project Management in the Global Market;
8. Training on Basic Customer Service Skills;
9. Seminar in Global Positioning System for Land Surveying;
10. Training Course on Agricultural Infrastructure Improvement in The Fields of Rural Development;
11. Training Course on Strengthening Flood Forecasting and Warning System for Dam Operation;
12. Seminar on Agricultural and Rural Development;
13. Training and Capacity Building on Water Management Workshop;
14. Workshop on Sustainable Water Management for Food Security: An International Policy Dialogue on Progressing Water Policy Reform for Agriculture with Focus on Indonesia.
15. In collaboration with Property and Procurement Division (PPD), seminar-workshop on guidelines and policies on Procurement, Property, Plant and Equipment (PPE), Accountable Officers, Transfer of Property Accountabilities, Inventory Taking, Transfer of Properties from Completed Projects to the Regional Office, Property Appraisal and Disposal

To keep a motivated workforce, employee benefits both monetary and non-monetary were generously provided to each and every qualified employee. Among these are the CNA, mid and year-end bonus, uniform allowance, personal economic relief allowance, leave monetization, energy conservation allowances, loyalty award, across-the-board salary increase, length-of-service salary increment, etc.

A computerized document tracking system is now being implemented to help provide better services in the processing/tracking of papers/documents within and to all who transact official business with NIA.

Synergize coordination works were also pursued notably with the Civil Service Commission, Department of Budget and Management, GSIS, HDMF (Pag-ibig), PhilHealth, Department of Agriculture, Commission on Audit and other government agencies and corporation. ❖

Procurement and Property

The Procurement and Property Division (PPD) observed and implemented the provisions of R.A. 9184 in the procurement of goods, services and infrastructures in accordance with the approved Annual Procurement Plan for CY 2011.

Goods	P 3,159,042,387.29
Infrastructure	P 9,301,876,920.95
Consulting Services	P 55,489,660.00
TOTAL APP	P 12,516,408,968.24

It is PPD's thrust to continue undertaking procurement activities in line with the delegation of authority.

Seven hundred thirty three (733) Purchase Orders were issued amounting to P 29,626,267.74. The Procurement Section processed 830 vouchers for payment to various suppliers/contractors amounting to P 29,626,267.74.

There were 671 contracts awarded through different modes of procurement: Public Bidding - 4, Small Value Procurement - 7, Direct Purchase - 55, Negotiated Procurement - 2, Repeat Order - 1, Amounting to P 25,872,680.60

Commonly used supplies, equipment and materials procured through the Procurement Service (PS) amounted to P1,564,438.55 with corresponding 50 Agency Procurement Requests (APRs).

Disposal of Unserviceable Equipment

Only 10 Regional Offices disposed their unserviceable equipment. NIA generated an income of P 9,129,485.66 for the sale of disposable/unserviceable equipment for CY 2011 which has a significant increase of P 6,241,114.96. ❖

Region II	1,208,193.59
Region III	465,495.00
Region IV	66,000.00
Region VII	2,094,578.39
Region VIII	495,833.33
Region IX	655,390.00
Region X	446,338.00
Region XI	1,713,185.25
MRIIS	1,983,272.10
Central Office	1,200.00
	P 9,129,485.66



Internal Audit Services



Briefing with farmers on Field Verification of Irrigated vs Benefited Area during CY 2010 NISs Operations of Region 1

Organization and Management Audit Division

The Organization and Management Audit Division (OMAD) accomplished the following activities relative to organization and management and made recommendations to top management based on the established objectives, policies, regulations and approved procedures:

1. Organization

- Reviewed implementation of Rationalization Plan as to organization and incentive package of affected personnel:
 1. Co-Terminus with the Incumbent Employees (CTI)
 2. Organization Structure and Staffing Pattern (Central Office and Regional Offices)
 3. Organization study on the establishment/creation of additional IMO in some Regional Offices and proposals for additional/upgrading of positions
- Reviewed/evaluated the organization proposal for Umayam Irrigation Project and
- Organization Plan for the Operation and Maintenance Phase of the newly-completed Banaoang Pump Irrigation Project.
- Assessed the validity of the existing position standard of Senior WRF Technician; study on the reclassification/upgrading of said position.

2. Systems and Procedures

- Updated the different procedural flowcharts of the different activities in Accounting Division, Financial Management Department and Engineering Department:

Evaluated and processed requests for: extension of daily positions charged to COB and projects in all Regions; extension of monthly and daily positions under FAPs/LFPs (Agno River IP, Banaoang IP, Small Reservoir IP); and authority to fill vacant monthly positions.

Reviewed, prepared and updated memoranda, circulars, other issuances and official documents, and various communications referred by top management and other officials for appropriate action.

Maintained close coordination with DBM on matters related to organization and management.

Financial and Operations Audit Division

Financial and Operations Audit is the evaluation of the outcome, output, process and input to determine whether NIAs operations, programs and projects are effective, efficient, ethical and economical including compliance with laws, circulars, regulations, managerial policies, accountability measures and contractual obligations. In pursuing the mandate of the Internal Audit Services systems review on financial and operations was conducted.

1. Financial Audit

Review of internal control systems on financial concerns was conducted in Regions 5, CAR, MRIIS, 4A and 4B. Also, review of Rental Income and Lease Contracts in CO and disbursement audit in ARIIP was made. Jointly with the Operations Audit Team, in depth assessment was also done in Region 1.

IAS highly emphasized that field offices should observe strictly MC 28 series 1986 to avoid recurrence of delays and splitting in the remittance of ISF collections.

2. Operations Audit

Performance assessment was conducted in Regions 10, 5, 2, 9, 13, 11 and MRIIS giving emphasis on areas for rehabilitation, restoration and generation. Angat-Maasim Rivers Irrigation Systems (AMRIS) in Region 3 and several reservoir type of irrigation systems in Region 7 were visited and appraised.

Field offices were advised to be prudent in the prioritization of works to be programmed and strictly implement POWs to attain targeted area for restoration, rehabilitation and generation. To fully recover huge amount spent field offices were advised to intensify ISF collection strategies.

Both Divisions recommended various action plans and programs to improved field offices operations.

Legal Services

In the year 2011, the Legal Services Department continued to pursue its mandate of extending legal services to various offices in the Central and Field Offices.

The Department represented the Agency in 92 various civil cases where NIA is a party thereto in coordination with the Office of the Solicitor General (OSG) and the Office of The Government Corporate Counsel (OGCC). This includes other cases filed before the administrative bodies such as Commission on Audit (COA), National Commission on Indigenous People (NCIP) and Local/Central Board of Assessments Appeals (LBAA/CBAA).

On the other hand, the Department reviewed and processed 2 civil work contracts; 5 supplies contracts; 28 right-of-way claims; 77 Memorandum of Agreements/Understanding; and 7 Lease Agreements referred to its office from the different offices of the Agency.

The Legal Services Department likewise actively participated in the attempt of the Agency to intensify its efforts in Irrigation Service Fees (ISF) collection through the Retainership Program. In the year 2011, the Department processed nine (9) Retainership Contracts and four (4) Deputation Authority, out of which two (2) Retainership Contracts were approved by the OGCC and four (4) Deputation Authority were approved by the OSG. Moreover, the Department issued three hundred thirty six (336) demand letters to delinquent farmers of NIA-Regions 2, 3, 8, 11 and 12 in which Php 78,983,004.52.

Finally, the Legal Services Department acted upon miscellaneous matters referred to its office. Among these are seventy (70) legal opinions and two hundred two (202) administrative matters (review/assistance) directly forwarded by NIA offices nationwide. ❖

Summary of Accomplishments

Right of Way	38
Retainership	7 Processed 2 Approved
Deputation	8 Processed 4 Approved
Lease Agreement	25
MOA / MOU	68
Opinion Review/Assistance	81
Administrative Complaint	23
Number of Cases	111
Contract For Civil Works	2
Contract For Supply	2
Contract Of Services	10
Deed of Sale/Transfer/Donation	14



2011
Annual Report

Public Affairs and Information Staff



Public Affairs and Information Staff. Consultative and Planning Workshop for Public Relations Officers

Public Affairs and Information Staff

facilitates information dissemination of NIA's plans, programs and accomplishments using various media of communications

Public Relations and Publicity

- Closely coordinated with DA re: Convergence Programs
- Facilitated Administrator's visit to RO/Project Offices, field inspections, farmer's meeting
- Conducted press conferences/media briefings, acted appropriate action on news releases.
- Assisted the top management officials during TV and radio guesting
- Walk-in individuals or phone-in inquiries properly attended and assisted.
- Participated in Inter-Agency programs, i.e. SNAP
- Prepared messages and other communications for the Administrator and other concerned as needed.

Publication

1. NIA Digest - 40-page news magazine
2. NIA Currents - 16-page newsletter
3. Annual Report - 40-page consolidated accomplishment report
4. NIA Primer - Briefing material
5. Patubigan Komiks - Tagalog info material on Rice Ratooning and Organic Fertilizer

Published and Distributed:

1. 5,000 copies of NIA Digest
2. 4,500 copies of NIA Currents
3. 1,500 copies of NIA Annual Report
4. 10,000 copies of 2010 Poster Calendar
5. 1,000 pcs of NIA Primer during Women's Month.
6. 2,000 copies of NIA Primer
7. 10,000 copies of Patubigan Komiks
8. Dispensed Tarpaulin for various special events

Audio-Visual

Coverage of NIA's irrigation projects, programs and special events

Turn-over Ceremonies, Groundbreaking/Inauguration, Field Inspections, Farmer's Congress, MOA Signing, Christmas Programs, Anniversaries and others.

Communications and Program Monitoring

- Communication Plan designed, presented and submitted by PROs from field offices
- PR activities assisted, monitored and evaluated during review and planning workshop/conference.
- List of significant events, issues and concerns from field offices were gathered, answered and submitted to the DA Secretary.

Library

Catalog card is now ready for use. The Author cards, Title cards and Subject cards are now arranged alphabetically. Books for weeding are now ready for disposal subject for approval. Project Reports are now completely shelved and organized. Duplicate copies of project reports were situated in one place. Already submitted proposed library references, materials and equipment for procurement in A.Y. 2012. Library storage is half way free of scattered materials.

REFERENCES

1. Books
 - Books Shelved - 000-900 (DDC) - 786
 - Books for Disposal - Copyright 1969-below - 116
2. Reports
 - Completion Report - 62
 - Feasibility Report - 325
 - Reconnaissance Report - 17
 - Inception Report - 5
 - Progress Report - 22
 - Projects - 289

Public Affairs and Information Staff published and distributed the following for 2011.



Program Thrusts for FY 2012

Under the Medium-Term Philippine Development Plan 2011-2016, the agriculture sector, through prudent use of resources, shall have attained the following: (a) improved food security and increased rural incomes; (b) increased sector resilience to climate change risk; and (c) enhanced policy environment and governance. In consonance with the cited principles, the thrusts and strategies in FY 2012 for the irrigation sector would consider the following policies:

1. Implementation of projects to improve food security and uplift the socio-economic conditions of the farmers;
2. Support for the adoption of integrated land and water resource management or river basin approach in development;
3. Sustenance of O&M of irrigation systems through rehabilitation and improvement;
4. Promotion of the development of effective, affordable, appropriate and efficient irrigation systems;
5. Intensification of research and development and adoption of cost-effective, appropriate and efficient irrigation management technologies;
6. Participation of IA in planning, development and O&M of irrigation systems;
7. Train and build up capacity to promote LGU and women's participation in irrigation development; and,
8. Protection and management of the watersheds.

Consistent with the MTPDP 2011-2016, NIA will pursue in FY 2012 the following activities in line with the strategy to make food plentiful and rice self-sufficient at competitive prices hereby increasing the rural incomes. These activities will also increase resilience of irrigation sector to climate change risk:

1. Construct sustainable small-scale, labor-intensive irrigation projects to quickly develop and increase new service areas and provide jobs for the rural people;
2. Rehabilitate and upgrade irrigation systems to increase re-use and recycling of drainage water;
3. Restore non-functioning irrigation facilities to increase irrigated cropping intensity;
4. Accelerate completion of on-going projects;
5. Focus on the sustained O&M of existing irrigation systems;
6. Intensify ISF collection to generate more funds for O&M;
7. Maximize use of equipment with adequate maintenance to support O&M;
8. Rehabilitate, protect and manage watersheds of irrigation systems;

9. Support and accelerate IA development towards partial or full turnover of O&M of irrigation systems;
10. Pursue feasibility studies and detailed engineering works for potential projects;
11. Start new committed projects with approved grants/loans and assured funding support;
12. Strengthen and enhance research capability.

Under the FY 2012 regular irrigation program, NIA envisions to generate about 81,170 ha of new areas for irrigation and to rehabilitate or improve existing irrigation facilities servicing about 88,580 ha. Also, about 53,870 ha of non-functional irrigation systems is programmed for restoration and further rehabilitation during the year.

An estimated Php 24.77 Billion budget will be needed to support the implementation of 15 foreign-assisted projects and 88 locally funded projects including the conduct of feasibility studies and detailed engineering of proposed projects and the institutional management transfer support services (IMTSS) necessary to complement the rationalization program of the agency. About 20% of the proposed budget will be funded from the loan proceeds and 80% from local funds (GOP).

This FY 2012 irrigation program would benefit about 149,000 farm families and will be able to generate about 214,600 jobs. By the end of FY 2012, the status of irrigation development is projected to reach 52.81% and the cropping intensity will be improved to 170.99%.

The activities under the regular program are to focus mainly on small-scale, labor intensive irrigation projects to generate more new areas in shorter duration (usually one to three years) and provide jobs to rural people. Four new projects under the Small Reservoir Irrigation Project (SRIP) and about 600 sub-projects under the Small Irrigation Project (SIP) will be simultaneously constructed nationwide. Twelve extension projects to generate additional service areas are also programmed in 2012.

To improve the present irrigation efficiency, works of restoration, rehabilitation and upgrading of existing irrigation systems are given preference in FY 2012. The irrigation restoration/rehabilitation projects will involve the on-going Participatory Irrigation Developmental Project (PIDP) under IBRD-WB, two newly proposed foreign assisted projects (the Irrigation Systems Operation Efficiency Improvement Project and the National Irrigation Sector Rehabilitation and Improvement Project) and several projects funded through local funds. ❖

EXECUTIVE COMMITTEE

The Executive Committee



Antonio S. Nangel
Administrator



Antonio A. Galvez
Sr. Deputy Administrator



Robert C. Suguitan *
Deputy Administrator for Engineering & Operations



Lorna Grace S. Rosario
Deputy Administrator for Administrative and Finance

* Designated as Acting Deputy Administrator for Engineering and Operations thru DA-SO No. 619, s. 2011 dated October 6, 2011 ❖

Board of Directors



Antonio S. Nangel
Administrator, National Irrigation Administration
VICE CHAIRMAN



Proceso J. Alcala
Secretary, Department of Agriculture
CHAIRMAN



Arsenio M. Balisacan
Director General, National Economic
and Development Authority
MEMBER



Rogelio L. Singson
Secretary, Department of Public Works
and Highways
MEMBER



Froilan A. Tampinco
President, National Power Corporation
MEMBER



Ismael D. Tabije
Private Sector
MEMBER



NATIONAL IRRIGATION ADMINISTRATION

EDSA, DILIMAN, 1100, QUEZON CITY

Trunklines Connecting all Departments: 929-6071 to 79; 926-8090 to 91 and 926-3169

Website: www.nia.gov.ph

Central Office

DEPARTMENT AND STAFF MANAGERS

OFFICE OF THE CORPORATE BOARD SECRETARY		Tel. Number	Office Address
Office of the Acting Corporate Board Secretary	JOSEPHINE E. ABEJON	926-3398; 928-8820	3/F, Bldg. B
OFFICE OF THE INTERNAL AUDIT SERVICES			
Internal Audit Services	GREGORIO S. DUMANDAN	926-2411	2/F Bldg. B
OFFICE OF THE ADMINISTRATOR			
Office of the Administrator	ANTONIO S. NANGEL	922-2795	2/F, Bldg. B
Corporate Planning Services	ANGELINA P. ANGELES	926-5896	2/F, Bldg. B
Legal Services	GENEVER M. DIONIO	926-2566	G/F, Bldg. B
Public Affairs & Information Staff	PILIPINA P. BERMUDEZ	921-3741	G/F, Bldg. A
OFFICE OF THE SR. DEPUTY ADMINISTRATOR			
Office of the Sr. Deputy Administrator	ANTONIO A. GALVEZ	928-1280	G/F, Bldg. A
OFFICE OF THE DEPUTY ADMINISTRATOR for ENGINEERING AND OPERATIONS			
Office of the Deputy Administrator	ROBERT C. SUGUITAN	928-9631	6/F, Bldg. A
Engineering Department	ERDOLFO B. DOMINGO	928-9311	4/F, Bldg. B
Operations Department	DEXTER G. PATROCINIO	928-4130; 925-8556	2/F, Bldg. A
OFFICE OF THE DEPUTY ADMINISTRATOR for ADMINISTRATIVE AND FINANCE			
Office of the Deputy Administrator	LORNA GRACE B. ROSARIO	926-2388; 926-2165	3/F, Bldg. B
Administrative Department	VIOLETA C. ESGUERRA	922-4768; 926-3169	G/F, Bldg. A
Financial Management Department	REBECCA C. MALAZARTE	928-9245; 926-9852	3/F, Bldg. B
COMMISSION ON AUDIT			
Office of the Supervising Auditor	ROBERTO Z. RABULAN	928-3113	2/F, Bldg. A
OFFICE OF THE OMBUDSMAN			
Office of the Supervising Resident Ombudsman	HELEN ACUNA-SYKIOCO	926-8841	4/F, IEC Bldg.

DIRECTORY OF OFFICIALS

Regional, Provincial Irrigation Management and Irrigation Systems Offices

CORDILLERA ADMINISTRATIVE REGION			
Wangal, La Trinidad Benguet Telefax No. (074) 422-5064; e-mail: niaregioncar@yahoo.com.ph			
JOHN L. SOCALO - Regional Manager			
Office	Office Address	Tel. Number	Name of Official
Abra Sub-Office	Calaba, Bangued, Abra	(074)752-8590/ 0917-553-3272	Ronald A. Bisquerra
Benguet	Wangal, La Trinidad, Benguet	(074)422-6060/ 0908-152-4653	Ronilio M. Cervantes
Kalinga-Ifugao-Mt. Province IMO	Bulanao, Tabuk City, Kalinga	0908-892-7721	Raymundo B. Apil
Upper Chico River IS	Bulanao, Tabuk City, Kalinga	0949-481-6718	Carmencita A. Bustonera
Hapid IS/Ifugao Sub-Office	Banting, Lamut, Ifugao	0915-323-5881	Jone D. Dulnuan
Mt. Province Sub-Office	Upper Caluttit, Bontoc, Mt. Province	0999-498-6035	Leonardo A. Lamangen
Apayao IMO	Poblacion East, Flora, Apayao	0917-867-2334	Domingo R. Onza
West Abulug Apayao IS	Poblacion East, Flora, Apayao	0915-669-3688	Manuel B. Bustonera

REGION I - ILOCOS REGION			
Bayaoas, Urdaneta City, Pangasinan Telefax. No. (075) 568-2308			
MANUEL L. COLLADO - Regional Manager			
Ilocos Norte IMO	San Nicolas, Ilocos Norte	(077) 676-1979	Danilo V. Gomez
Ilocos Norte RIS	San Nicolas, Ilocos Norte	(077) 676-1979	Eddie S. Alonzo
Ilocos Sur IMO	Sta. Maria, Ilocos Sur	(077) 732-5572	Adriano F. Amano
Banaoang Pump Irrigation System		(077) 732-5572	Dominador G. Mangaoang
La Union IMO	Agoo, La Union	(072) 710-1708	Lelito G. Valdez
Amburayan-Masalip RIS	Sudipen, La Union	(072) 792-2059	Gaudencio M. De Vera
Pangasinan IMO	Bayaoas, Urdaneta City	(075) 568-2177	Renato P. Millan
Agno-Sinocalan-San Fabian RIS	Bayaoas, Urdaneta City	(075) 568-3681	Frida L. Nidoy
Lower Agno-Ambaoyan-Dipalo RIS	Rosales, Pangasinan	(075) 582-3187	Sergio P. Martinez

MAGAT RIVER INTEGRATED IRRIGATION SYSTEM			
Minante I, Cauayan City, Isabela Telefax No. (078) 307-0288 e-mail: niamariis_HO@yahoo.com			
HELSY S. BERMUDEZ - Acting Operations Manager			
Office	Office Address	Tel. Number	Name of Official
Division 1	Batal, Santiago City	(078) 662-1789 0905-324-5611	Jaime G. Carag
Division 2	San Mateo, Isabela	(078) 664-2429 0908-500-2700	Rogelio V. Agbisit
Division 3	San Manuel, Isabela	(078) 664-6709 0949-649-1936	Efraim O. Villanueva
Division 4	Minante I, Cauayan City	(078) 307-0276 0917-972-1201	Pelagio S. Gamad, Jr.
Dam Reservoir Division (DRD)	Ramon, Isabela	(078) 307-1559 0916-380-7094	Florentino C. Baniqued, Jr.

REGION II - CAGAYAN VALLEY Minante 1, Cauayan City, Isabela Telefax No. (078)307-1681, email: niacag02@yahoo.com.ph			
VICENTE E. GALVEZ - Regional Manager			
Cagayan Batanes IMO	Maddarulog, Solana, Cagayan	(078) 304-1840	Antonio C. Lara
Magapit Pump Irrigation System	Bulala, Camalaniugan, Cagayan	0917-644-5367	Ricardo M. Agustin
Lower Chico River Irrigation System	Centro, Tuao, Cagayan	(078) 304-2150	Francis C. Yu
Pinacanauan River Irrigation System	Camasi, Peñablanca, Cagayan	(078) 304-2151	
Solana Pump Irrigation System	Camasi, Peñablanca, Cagayan	(078) 304-2152	
Iguig-Alcala-Amulung PIS	Baculud, Amulung, Cagayan	0917-809-6623	Leonardo B. Villegas
Baggao Irrigation System	San Jose, Baggao, Cagayan		
Dummun River Irrigation System	Nabaccayan, Gattaran, Cagayan	0917-590-6586	Benjamin N. Rivera
Zinundungan Irrigation System	Centro, Lasam, Cagayan		
East Apayao-Abulug Irrigation System	Matucay, Allacapan, Cagayan	0919-803-9860	Wilfredo U. Salvador
Banurbur Creek Irrigation System	Maddalero, Buguey, Cagayan	0927-435-1776	Ernesto G. Collado
Baua River Irrigation System	Sta. Cruz, Gonzaga, Cagayan	0926-735-8384	Felipe S. Sumer
Visitacion River Irrigation System	Sta. Cruz, Gonzaga, Cagayan		
Isabela IMO	Minante 1, Cauayan City, Isabela	(078) 634-5356	Ramon R. Fabros
Tumauini Irrigation System	Lingaling, Tumauini, Isabela	(078) 632-4077	Gualfredo C. Martinez
Mallig River Irrigation System	Centro, Mallig, Isabela	(078) 642-8878	Gualfredo C. Martinez
San Pablo-Cabagan Irrigation System	Garita, Cabagan, Isabela	(078) 353-0158	Gualfredo C. Martinez
Nueva Vizcaya IMO	Capitol, Bayombong, Nueva Vizcaya	(078) 321-2465	Francisco A. Domingsil
NV Bagabag Irrigation System	San Geronimo, Bagabag, Nueva Vizcaya	(078) 332-2953	Ceferino M. Florentin IV
Quirino IMO	Dibol, Saguday, Quirino	(078) 692-5075	Estanislao R. Najera

REGION III - CENTRAL LUZON Tambubong, San Rafael, Bulacan Telefax. No. (044) 766-2467			
REYNALDO D. PUNO - Acting Regional Manager			
Bulacan-Aurora-Nueva Ecija IMO	Tambubong, San Rafael, Bulacan	(044)766-3888	Roberto E. Pascual
AMRIS/Disalit CRIS	Tambubong, San Rafael, Bulacan	(044)766-3524	Virgilio J. Ilao
Pampanga-Bataan IMO	Floridablanca, Pampanga	(045)970-0622	Angelito S. Miguel
Porac-Gumain RIS/Colo-Caulaman RIS	Floridablanca, Pampanga	(045)970-0622	Beverly G. Lorenzo
Pampanga Delta RIS	San Matias, Sto. Tomas Pampanga	(045)861-3884	Marcelino P. Manalo
Tarlac-Zambales IMO	Matatalaib, Tarlac City	(045)982-1064	Lauro E. Ballesteros
Tarlac-San Miguel-O'Donnel RIS	Matatalaib, Tarlac City	(045)982-1064	Prudencio B. Santos
Camiling River Irrigation System	Malacampa, Camiling, Tarlac	(045)934-1832	Alberto C. Cotaco
Bucao River Irrigation System	Botolan, Zambales	(047)810-1044	Feliciano A. Gaspar
Nayom-Bayto River Irrigation System	Sta. Cruz, Zambales	(047)831-2160	Francisco J. Clara

UPPER PAMPANGA RIVER INTEGRATED IRRIGATION SYSTEM Maharlika Highway, Cabanatuan City Tel. No. (044) 463-1350			
JOSEPHINE B. SALAZAR - Acting Operations Manager			
Division 1	Science City, Munoz, Nueva Ecija	(044) 456-0043	Santos B. Viernes
Division 2	Talavera, Nueva Ecija	(044) 940-5938	Joselito A. Mangunay
Division 3	Cabanatuan City	(044) 463-1346	Jose Ariel G. Domingo
Division 4	Bayanihan, Gapan City	(044) 486-0308	Carlito M. Gapasin
Division 5	CLSU Compound, Science City, Munoz, NE	(044) 456-5963	Eugenio O. Conde, Jr.
Dam and Reservoir Division	Brgy. Fatima, Pantabangan, N.E.	(044) 806-1363	Freddie M. Toquero

REGION IV A - SOUTHERN TAGALOG Pila, Laguna Tel. No. (049) 559-0727; Fax No. (049) 559-0726			
ROMEO R. AÑONUEVO - Acting Regional Manager			
Office	Office Address	Tel. Number	Name of Official
Laguna-Rizal IMO	Pila, Laguna	(049) 559-0735	Hilarion C. Cedeño
Sta. Cruz-Mabacan RIS	Pila, Laguna	(049) 559-0735	Virgilio M. Yorro
Laguna FLIS	Pila, Laguna	(049) 559-0735	Charlie D. Ibarrola
Sta. Maria-Mayor RIS	Pila, Laguna	(049) 559-0735	Emmanuel S. Sunga
Cavite-Batangas IMO	Naic, Cavite	(046) 412-0282	Nicasio C. Pagdanganan
Palico RIS	Nasugbu, Batangas	(043) 216-2546	Marivic R. Dinglasan
Quezon IMO	Lucena City	(042) 710-3470	Romeo M. Lopez
Dumacaa-Hanagdong-Lagnas RIS	Lucena City	(042) 710-3470	Amelia U. Alegre
Agos RIS	Infanta, Quezon	(042) 535-2471	Reynaldo M. Crisostomo

REGION IV B - SOUTHERN TAGALOG Calapan City, Oriental Mindoro Tel. No. (043) 286-9491; Fax No. (043) 288-2038			
CONRADO V. CARDENAS, JR. -Acting Regional Manager			
Palawan IMO	Puerto Princesa, Palawan	09213163384	Mario M. Hebreo
Malatgao-Batang-Batang RIS	Narra, Palawan	(048) 433-4368	Ramon V. Perdido
Occidental Mindoro IMO	San Jose, Occ. Mindoro	09186132396	Raymundo C. Calusin
Caguray-Lumintao-Pagbahan-Amnay-Mongpong RIS	Narra, Palawan	(048) 433-4368	Emilio R. Malalun
MOMARO IMO	Calapan City, Oriental Mindoro	09272182488	Carlito T. Resurreccion
Bucay-Bucayao RIS	Calapan City, Oriental Mindoro		Wilfredo A. Balauro
Pula Bansud RIS	Pinamalayan City, Oriental Mindoro		Lowell L. Lanzano, Sr.

REGION V - BICOL REGION Panganiban Drive, Naga City Telefax. No. (054) 473-8967			
WILLIAM P. RAGODON - Regional Manager			
Albay - Catanduanes IMO (Interim)	Tuburan, Ligao City	(052) 485-2243	Niño O. Pontillas
South Quinale-Kabilogan-Mahaba-Nasisi-Ogsong-Hibiga RIS	Ligao City, Albay	(052) 485-2243	Cristeta E. Mesias
Camarines Norte IMO (Interim)	Lag-on, Daet, Camarines Norte	(054) 440-0717	Rogelio C. King
Camarines Sur IMO (Interim)	Panganiban Drive, Naga City	(054) 811-2874	Homer E. Diokno
Cagaycay RIS	San Jose, Camarines Sur	(054) 454-2034	Siervo L. Manlagñit
Libmanan-Cabusao PIS	Libmanan, Camarines Sur	(054) 451-2217	Nestor A. Cortes
Rinconada Integrated IS	Sta. Elena, Iriga City	(054) 299-6228	Edwin G. Ramos
Tigman-Hinagyanan-Inarihan RIS	Sta. Lucia, Magarao, Camarines Sur	(054) 474-9240	Emiliano C. Panganiban
Sorsogon-Masbate IMO (Interim) and San Ramon-San Francisco RIS	Buhatan, Sorsogon City	0915-774-8615	Alan N. Fabricante

REGION VI - WESTERN VISAYAS Bgy. Tacas, Jaro, Iloilo City Tel. No. (033) 329-6596; 320-3863			
GERARDO P. CORSIGA - Regional Manager			
Office	Office Address	Tel. Number	Name of Official
Iloilo-Guimaras IMO	Brgy. Tacas, Jaro, Iloilo City	(033) 320-0622	Jesus L. Dato-on
Aganan-Sta. Barbara Sibalom-Tigbauan RIS	Brgy. Tacas, Jaro, Iloilo City	(033) 329-4175	Melchor I. Bajande
Jalaur-Suague-Btac. Viejo RIS	Brgy. Catoogan, Pototan, Iloilo	(033) 529-7619	Eli T. Carreon
Aklan-Capiz IMO	Linabu-an Sur, Banga, Aklan	(036) 262-5122	Rizalo F. Concepcion
Aklan-Panakuyan-Mambusao RIS	Linabu-an Sur, Banga, Aklan	(036) 262-5122	Wilson C. Rey
Antique IMO	Villavert-Jimenez, San Jose, Antique	(036) 540-8743	Jesus L. Dato-on
Sibalom-San Jose RIS	Villavert-Jimenez, San Jose, Antique	(036) 540-8743	Andres Bonie O. Tuala

DIRECTORY OF OFFICIALS

Regional, Provincial Irrigation Management and Irrigation Systems Offices

REGION VII - CENTRAL VISAYAS Dao District, Tagbilaran City Tel. No. (038) 501-9421; 501-9423			
DIOSDADO A. ROSALES - Acting Regional Manager			
Cebu-Bohol IMO	Dao District, Tagbilaran City	(038) 412-0973	Diosdado A. Rosales
Negros Oriental-Siquijor IMO	Sibulan, Negros Oriental	(038) 412-0973	Nestor M. Pastor
Bohol Integrated Irrigation System	Pilar, Bohol	(038) 523-2060	Franklin F. Fusingan

REGION VIII - EASTERN VISAYAS Marasbaras, Tacloban City Tel. No. (053) 523-8547; Fax. No. (053) 523-6270			
ROMEO G. QUIZA - Regional Manager			
Biliran-Leyte del Norte-Leyte del Sur IMO	Marasbaras, Tacloban City	(053) 523-9247	Pedro C. Rubio Jr.
Balire-Ibawon-Gibuga RIS	MacArthur, Leyte	0920-452-4861	Bernadita C. Fabi
Binahan-Tibak RIS	Tanauan, Leyte	(053) 322-4014	Cornelio M. Sevilla
Bito-Hindang-Hilongos-Dasay RIS	Abuyog and Hindang, Leyte	(053) 334-2492	Fermina B. Aling
Daguitan-Guinarona-Marabong RIS	Julita, Leyte	0910-800-7476	Aniceta G. Paloma
Mainit-Pongso-Bao RIS	Bonol, Alangalang, Leyte	(053) 561-3936	Santos D. Meracap, Jr.
Northern-Western Samar IMO	Valencia, Ormoc, Leyte	(055) 251-8274	Amadeo R. Montejo
Interim Eastern Samar IMO	Borongan, Eastern Samar	(055) 560-9278	Edgar M. Mercado

REGION IX - ZAMBOANGA PENINSULA Pagadian City Tel. No. (062) 215-4167; Telefax No. (062) 215-4168			
ALEJANDRO L. ALBERCA - Acting Regional Manager			
Zamboanga del Norte-Sibugay IMO	Ipil, Zamboanga Sibugay and Dipolog City		Carlos A. Sabado
Sibuguey Valley IS	Bayog, Zamboanga del Sur		Salvio B. Retes
Labangan RIS	Bayog, Zamboanga del Sur		
Zamboanga del Sur IMO	Labangan, Zamboanga del Sur		Bonifacio C. Judilla
Salug-Dipolo RIS	Molave, Zamboanga del Sur	(062) 225-1722	
Zamboanga-Basilan-Sulu-Tawi-Tawi IMO	Zamboanga City	(062) 991-1081 (062) 991-9961	Benedicto Isagani O. Pulis

REGION X - NORTHERN MINDANAO Villarin St., Carmen, Cagayan de Oro City Tel. No. (08822) 726-589; (088) 858-3256			
FELIX M. RAZO - Regional Manager			
Office	Office Address	Tel. Number	Name of Official
Bukidnon IMO	Bagonta-as, Valencia City, Bukidnon	(088) 222-55 49	Jimmy L. Apostol
Muleta-Roxas Kuya RIS	Valencia City, Bukidnon	(088) 222-2258	Fernando C. Ronquillo
Pulangi RIS	Bagonta-as, Valencia City, Bukidnon	(088) 222-5549	Adelina T. Calonge
Lamisca IMO	Barra, Opol, Misamis Oriental	0939-938-8524	Joecarnine L. Gubat
Maranding RIS	Maranding, Lala, Lanao del Norte	0905-453-5465	Estelita S. Sumile
Rugnan RIS/Project Engineer Malaig RIP	Rugnan RIS, Taraka, Lanao del Sur	0927-464-1617	Benitez K. Derogongan

DIRECTORY OF OFFICIALS

Regional, Provincial Irrigation Management and Irrigation Systems Offices

REGION XI - DAVAO REGION Bolton St., Davao City Tel. No. (082) 224-0717; Fax No. (082) 221-6230			
JULIUS S. MAQUILING - Regional Manager			
Compostela Valley IMO	Compostela Province	(084) 440-9452	Carlito A. Carrasco
Davao Del Norte IMO	Carmen, Panabo City	(084) 628-6518	Cornelio M. Bautista, Jr.
Lasang RIS		(084) 628-6518	Larry Franada
Kipaliku RIS		(084) 628-6518	Julius M. Lim
Libuganon RIS		(084) 628-6518	Edwin T. Chavez
Saug RIS		0922-801-1455	Bonifacio S. Ysalina
Davao del Sur IMO	Digos City, Davao del Sur	(082) 553-7368	Edgardo T. Draculan
Padada RIS	Hagonoy, Davao del Sur	0921-408-8043	Manuel L. Rañeses
Davao Oriental IMO	Lupon, Davao Oriental	(087) 808-0062	Jimmy J. Ceros, Sr.
Lupon RIS	Bagumbayan, Lupon, Davao Or.	(087) 808-0062	Arthur Dennis P. Larrobis

REGION XII - SOCCSKSARGEN Villarica, Midsayap, Cotabato Tel. No. (064) 229-8562 Fax No. (064) 229-7653 Email Address: nia_region12@yahoo.com			
MODESTO ANDERSON M. TOLENTINO, JR. - Regional Manager			
North Cotabato IMO	Amas, Kidapawan City	(064) 278-7024	C'zar M. Sulaik
Kabacan RIS	Katiduan, Kabacan, Cotabato	(064) 391-1368	Rory F. Avance
Libungan RIS	Villarica, Midsayap, Cotabato	(064) 229-8921	Edna C. Bantala
Maridagao RIS	Batulawan, Pikit, Cotabato	(064) 393-1384	Alexander Mipantao
M'lang/Malasila RIS	Buayan, M'lang, Cotabato	0912-949-5040	Flora May D. Respicio
Maguindanao-Lanao Del Sur IMO	Rosales St., Cotabato City	(064) 421-1699	Akas A. Basilan
Alip RIS	Datu Paglas, Maguindanao	0939-339-0071	Abdulkamid M. Salik
Kabulnan/Talayan RIS	Shariff Aguak, Maguindanao	0915-282-7153	Suharto A. Singgon
Pagalungan RIS	Rosales St., Cotabato City	(064) 421-1699	Akas A. Basilan
South Cotabato-Sarangani IMO	Bo. 6, Koronadal City	(083) 228-3253	Ramon A. Bugacia
Ala RIS	Dajay, Surallah, South Cotabato	(083) 238-3168	Julio L. Antenor
Marbel-Banga RIS	Bo. 6, Koronadal City	(083) 228-3890	Orlando A. Tibang
Siluy-Buayan RIS	Camia St. Extn., Gen. Santos City	(083) 302-2330	Gina L. Lozano
Sultan Kudarat IMO	Isulan, Sultan Kudarat	(064) 201-3133	Ali S. Satol
Lambayong/Tacurong RIS	Kapingkong, Lambayong, Sultan Kudarat	(064) 200-4376	Cesar D. Agduma

REGION XIII - CARAGA Bancasi, Butuan City Telefax. No. (085) 342-5353			
MODESTO G. MEMBREVE - Regional Manager			
Office	Office Address	Tel. Number	Name of Official
Agusan-Surigao Del Norte/ Dinagat Island IMO	Cabadbaran City	(085) 343-1472	Madante P. Ganotisi
Agusan Del Sur IMO	Rosario, Agusan Del Sur	(085) 342-7379	Ferdinand D. Amon
Surigao Del Sur IMO	Tago, Surigao Del Sur	(086) 211-3155	Victor L. Alegario

PROJECT MANAGEMENT OFFICES			
Project Office	Office Address	Tel. Number	Project Manager
Addalam River Irrigation Project ARIP)	Dibol, Saguday, Quirino	(0917) 532-1308	Estanislao R. Najera
Agno River Integrated Irrigation Project (ARIIP)	Tomana East, Rosales, Pangasinan	(075) 582-7091	Reynaldo C. Mencias
Balingasag River Irrigation Project	Barra, Opol, Misamis Oriental	(08822) 735-772	Estelita S. Sumile
Balog-Balog Multi Purpose Project (BBMP)	Matatalaib, Tarlac City	(045) 982-0443	Vicente R. Vicmudo
Banaoang Pump Irrigation Project (BPIP)	Bahet, San Ildefonso, Ilocos Sur	(077) 726-4156	Santiago P. Gorospe, Jr.
Basey Irrigation Project	Basey, Samar	(055) 276-5047	Amadeo R. Montejo
Bubunawan River Irrigation Project I&II	Baungon, Bukidnon	(0908) 178-6212	Armando E. Arizala
Casacnan Multipurpose Irrigation and Power Project (CMIPP)	CLSU Compound, Science City of Muñoz, Nueva Ecija	(044) 456-0272	Alexander G. Coloma
Comprehensive Agrarian Reform Program-Irrigation Component (CARP-IC)	4/F, IEC Bldg, NIA, EDSA, Diliman, Quezon City	928-8841	Reynaldo C. Adao
Help for Catubig Agricultural Advancement Project-Irrigation & Drainage Comp.(HCAAP-IDC)	Capitol Site, Brgy. Dalakit, Catarman, Northern Samar	(055) 500-9150	Amadeo R. Montejo
Malaig River Irrigation Project	Basak, Marawi City	(0919) 603-1438	Liling L. Ibrahim
Malitbog-Maridagao Irrigation Project	Villarica, Midsayap, Cotabato	(064) 229-8843	Noldin S. Oyod
Participatory Irrigation Development Project (PIDP)	4/F, IEC Bldg, NIA, EDSA, Diliman, Q.C.	927-7270 /926-7502	Gene P. Ragodon, Jr.
Small Reservoir Irrigation Project (SRIP)	6/F, Bldg. A, NIA, EDSA, Diliman, Q.C.	926-1601	Eleuterio C. Luz
Southern Philippines Irrigation Sector Project(SPISP)	4/F, Bldg. B, NIA, EDSA, Diliman, Q.C.	928-9311/928-2549	Erdolfo B. Domingo
Tangub Small Reservoir Irrigation Project	Capitol Compound, Oroquieta City	(088) 531-1677	Joecarnine L. Gubat

National Irrigation Administration Vision, Mission and Objectives

Vision

Nationwide existence of efficient irrigation systems -

- that are environmentally sound and socially acceptable
- located in strategic agricultural areas
- capably managed by viable and dynamic Irrigators Associations;
- profitably producing good quality rice and diversified crops;
- progressively improving the welfare of the farm families, the rural communities;
- and sustainably supporting the Food Production Program of the Government

And NIRA -

- transformed into a financially independent organization
- operates at its full potential
- with its employees enjoying compensation and benefits comparable with other service-oriented government corporations
- attaining its prominence as a leader in irrigation management in the Asian region
- and attaining excellence as a well-managed government corporation

Mission

Development and management of water resources for irrigation and provision of necessary services on a sustainable basis consistent with the agricultural development program of the government.

Objectives

- to develop and rehabilitate irrigation systems in support of the national food production program
- to provide adequate level of irrigation service on a sustainable basis in partnership with the farmers
- to provide technical assistance to institutions in the development of water resources for irrigation
- to support economic and social growth in the rural areas through irrigation development and management
- to improve and sustain the operation of the Agency as a corporation and service-oriented agency.

2011 Praise Awardees



In recognition of superior performance of officials and employees which contributed to the efficiency, viability and better delivery of public service, the NIA PRAISE Committee granted different award categories for CY 2011.

The following award categories are consistent with the principle of providing incentives based on performance, innovative ideas and exemplary behavior:

Most Distinguished Service Award

- Project Manager (CO-Based)
- Project Manager (FO-Based)

REYNALDO C. ADAO

Comprehensive Agrarian Reform Project-Irrigation Component (CARP-IC)

REYNALDO C. MENCIAS

Agno River Integrated Irrigation Project (ARIIP)

Regional/Operations Manager of the Year

REYNALDO D. PUNO

Upper Pampanga River Integrated Irrigation System (UPRIIS)

Project Manager (CO-Based) of the Year

ELEUTERIO C. LUZ

Small Reservoir Irrigation Project

Project Manager (FO-Based) of the Year

ALEXANDER G. COLOMA

Casencan Multipurpose Irrigation and Power Project (CMIPP)

Division/Irrigation Management Office Manager of the Year

JOSEPHINE B. SALAZAR

UPRIIS-Division 3

Outstanding Division/Irrigation Management Office Manager

JOSELITO A. MANGUNAY

UPRIIS-Division 2

CARLITO M. GAPASIN

UPRIIS-Division 4

JIMMY L. APOSTOL

Bukidnon IMO

EUGENIO O. CONDE, JR.

UPRIIS-Division 5

Most Improved Office

REGION 6

Second Most Improved Office

REGION 7

MARIIS



2011 Annual Report



During the NIA's 49th Anniversary Celebration, Administrator Antonio S. Nangel conferred special commendation to meritorious NIAns who, on their respective fields, displayed exemplary performance and creditable contributions to the Agency.

Mr. Santiago P. Gorospe, Jr., Project Manager, Banaoang Pump Irrigation Project, was given a plaque of appreciation in recognition of his competence, dedication, honesty and professionalism in managing the project until its final completion.

For his self-styled management characterized by strength of character, dedication to work and confident leadership that led the way for the organizational units placed under him to significant contributions and greater heights, Edgardo T. Draculan, Manager, Davao del Sur Irrigation Management Office was presented with a Certificate of NIA Administrator's Commendation. For this legacy he leaves behind as he bows out of government service at the close of office hours on June 30, 2012, he shall forever be a full-blooded NIAN.

Ernesto L. Mapoy, Jr., Supervising Engineer A, Systems Management Division, was awarded an honorary recognition for performing extraordinary act in the interest of irrigation and public service when he courageously took the road less travelled where only the bravest men chose to travel, fuelled by his strong dedication for work in conducting ocular inspection of the on-going and completed projects in Tawi-Tawi (ARMM) in November 2011.

A posthumous Award was accorded to Engr. Niño O. Pontillas, former Acting Manager, Interim Albay-Catanduanes and irrigation management, and in recognition of his honesty and professionalism, and as an icon of good governance. ❖



Awarding Ceremony

"There are four pillars, on which you can build the platform, to reach the zenith of success: Dedication, Devotion, Discipline and Determination." - Lakkoju Goutam



2011
Annual Report





Produced by the
Public Affairs and Information Staff
National Irrigation Administration
EDSA, Diliman, Quezon City
www.nia.gov.ph