

STATEMENT OF APPROPRIATIONS, ALLOTMENTS, OBLIGATIONS, DISBURSEMENTS AND BALANCES BY OBJECT OF EXPENDITURES
For the Quarter Ending June, 2016


FAR No. 1 - A

Department : OFFICE OF THE PRESIDENTIAL ASSISTANT FOR FOOD SECURITY AND AGRICULTURAL MODERNIZATION
Agency/Operating Unit : NATIONAL IRRIGATION ADMINISTRATION
Operating Unit : Central Office
Organizational Code (UACS) : 050010100001
Funding Source :


X	Current Year Appropriations
	Supplemental Appropriations
	Continuing Appropriations

Program/Activity/Project (PIA/P) and Account Title	UACS Account Code	Authorized Appropriations	Adjustments (Transfer To/From, Realignment)	Adjusted Appropriations	Allotments Received	Adjustments (Withdrawal, Realignment)	Transfer To	Transfer From	Adjusted Total Allotments	Current Year Obligations					Current Year Disbursement					Balances			
										1st Quarter ending Mar 31	2nd Quarter ending Jun 30	3rd Quarter ending Sept 30	4th Quarter ending Dec 31	Total	1st Quarter ending Mar 31	2nd Quarter ending Jun 30	3rd Quarter ending Sept 30	4th Quarter ending Dec 31	Total	Unreleased Appropriations	Unobligated Allotment	Unpaid Obligations (15-20) = (23+24)	
										(11)	(12)	(13)	(14)	(15) = (11)+(12)+(13)+(14)	(16)	(17)	(18)	(19)	(20) (16)+(17)+(18)+(19)	(21) = (5)-(10)	(22) = (10)-(5)	Due and Demandable (23)	Not yet due and Demandable (24)
AGENCY SPECIFIC BUDGET		32,743,184,000	-	32,743,184,000	24,144,664,500	-	-	-	24,144,664,500	2,665,583,996	5,090,305,065	-	-	7,755,889,061	13,429,439	1,658,532,993	-	-	1,671,962,432	8,598,519,500	16,388,775,439	-	6,083,926,630
A. GAA																							
C.5.1. PERSONNEL SERVICES	50100000 00	-	-	-	-	-	-	-	-	-	-	-	-	-	-	-	-	-	-	-	-	-	-
Salaries and Wages	50101010 00	-	-	-	-	-	-	-	-	-	-	-	-	-	-	-	-	-	-	-	-	-	-
Salaries and Wages - Regular Pay	50101010 01	-	-	-	-	-	-	-	-	-	-	-	-	-	-	-	-	-	-	-	-	-	-
C.5.2. MAINTENANCE & OTHER OPERATING EXPENSES	50200000 00	32,743,184,000	-	32,743,184,000	24,144,664,500	-	-	-	24,144,664,500	2,665,583,996	5,090,305,065	-	-	7,755,889,061	13,429,439	1,658,532,993	-	-	1,671,962,432	8,598,519,500	16,388,775,439	-	6,083,926,630
Repairs & Maintenance (RM)	50213000 00	32,743,184,000	-	32,743,184,000	24,144,664,500	-	-	-	24,144,664,500	2,665,583,996	5,090,305,065	-	-	7,755,889,061	13,429,439	1,658,532,993	-	-	1,671,962,432	8,598,519,500	16,388,775,439	-	6,083,926,630
Repairs & Maintenance - Infrastructure Assets	50213030 00	32,743,184,000	-	32,743,184,000	24,144,664,500	-	-	-	24,144,664,500	2,665,583,996	5,090,305,065	-	-	7,755,889,061	13,429,439	1,658,532,993	-	-	1,671,962,432	8,598,519,500	16,388,775,439	-	6,083,926,630
RM - Water Supply Systems	50213030 04	32,743,184,000	-	32,743,184,000	24,144,664,500	-	-	-	24,144,664,500	2,665,583,996	5,090,305,065	-	-	7,755,889,061	13,429,439	1,658,532,993	-	-	1,671,962,432	8,598,519,500	16,388,775,439	-	6,083,926,630
C.5.3. FINANCIAL EXPENSES	50300000 00	-	-	-	-	-	-	-	-	-	-	-	-	-	-	-	-	-	-	-	-	-	-
C.5.6. CAPITAL OUTLAYS	50600000 00	-	-	-	-	-	-	-	-	-	-	-	-	-	-	-	-	-	-	-	-	-	-
Property, Plant and Equipment Outlay	50604000 00	-	-	-	-	-	-	-	-	-	-	-	-	-	-	-	-	-	-	-	-	-	-
Infrastructure Outlay	50604030 00	-	-	-	-	-	-	-	-	-	-	-	-	-	-	-	-	-	-	-	-	-	-
Water Supply Systems	50604030 04	-	-	-	-	-	-	-	-	-	-	-	-	-	-	-	-	-	-	-	-	-	-
TOTAL		32,743,184,000	-	32,743,184,000	24,144,664,500	-	-	-	24,144,664,500	2,665,583,996	5,090,305,065	-	-	7,755,889,061	13,429,439	1,658,532,993	-	-	1,671,962,432	8,598,519,500	16,388,775,439	-	6,083,926,630
AGENCY SPECIFIC BUDGET		32,743,184,000	-	32,743,184,000	24,144,664,500	-	-	-	24,144,664,500	2,665,583,996	5,090,305,065	-	-	7,755,889,061	13,429,439	1,658,532,993	-	-	1,671,962,432	8,598,519,500	16,388,775,439	-	6,083,926,630

Certified Correct (Obligation):


SYLVIA L. LEANO
Acting Manager, Budget and Revenue Division
Date:

Certified Correct (Disbursement):


ELIZABETH A. BENZON
Manager, Accounting Division
Date:

Approved By:


ENGR. FLORENCIO F. PADERNAL, DPA
Administrator
Date:

EE 9.
EDR 2.21

M

STATEMENT OF APPROPRIATIONS, ALLOTMENTS, OBLIGATIONS, DISBURSEMENTS AND BALANCES BY OBJECT OF EXPENDITURES
For the Quarter Ending June, 2016


FAR 1 - A

Department : OFFICE OF THE PRESIDENTIAL ASSISTANT FOR FOOD SECURITY AND AGRICULTURAL MODERNIZATION
Agency/Operating Unit : NATIONAL IRRIGATION ADMINISTRATION
Operating Unit : Central Office
Organizational Code (UACS) : 050010100001
Funding Source :

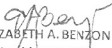
	Current Year Appropriations
	Supplemental Appropriations
X	Continuing Appropriations

Program/Activity/Project (P/A/P) and Account Title	OLO Account Code	UACS Account Code	Authorized Appropriations / Forwarding Allotment	Adjustments (Transfer To/From, Realignment)	Adjusted Appropriations	Allotments Received	Adjustments (Withdrawal, Realignment)	Transfer to	Transfer From	Adjusted Total Allotments	Current Year Obligations					Current Year Disbursement					Balances		
											1st Quarter ending Mar 31	2nd Quarter ending Jun 30	3rd Quarter ending Sept 30	4th Quarter ending Dec 31	Total	1st Quarter ending Mar 31	2nd Quarter ending Jun 30	3rd Quarter ending Sept 30	4th Quarter ending Dec 31	Total	Unobligated Allotment	Unpaid Obligations (15-20) = (22+23)	
											(11)	(12)	(13)	(14)	(15) = (11+12+13+14)	(16)	(17)	(18)	(19)	(20) (16+17+18+19)	(21-10-15)	Due and Demandable	Not yet due and Demandable
(1)	(2)	(3)	(4)	(5) = (3+4)	(6)	(7)	(8)	(9)	(10) = (6+7)-(8+9)														
AGENCY SPECIFIC BUDGET			9,878,872,310	-	-	9,878,872,310	-	-	-	9,878,872,310	816,457,966	810,946,382	-	-	1,627,404,348	1,657,512,788	1,483,955,164	-	-	3,141,467,952	8,251,467,952	-	(1,514,063,604)
A. GAA																							
C.5.1. PERSONNEL SERVICES		50100000 00	-	-	-	-	-	-	-	-	-	-	-	-	-	-	-	-	-	-	-	-	-
Salaries and Wages		50101000 00	-	-	-	-	-	-	-	-	-	-	-	-	-	-	-	-	-	-	-	-	-
Salaries and Wages - Regular Pay	701	50101010 01	-	-	-	-	-	-	-	-	-	-	-	-	-	-	-	-	-	-	-	-	-
C.5.2. MAINTENANCE & OTHER OPERATING EXPENSES		50200000 00	9,878,872,310	-	-	9,878,872,310	-	-	-	9,878,872,310	816,457,966	810,946,382	-	-	1,627,404,348	1,657,512,788	1,483,955,164	-	-	3,141,467,952	8,251,467,952	-	(1,514,063,604)
Repairs & Maintenance (RM)		50213000 00	9,878,872,310	-	-	9,878,872,310	-	-	-	9,878,872,310	816,457,966	810,946,382	-	-	1,627,404,348	1,657,512,788	1,483,955,164	-	-	3,141,467,952	8,251,467,952	-	(1,514,063,604)
Repairs & Maintenance - Infrastructure Assets		50213030 00	9,878,872,310	-	-	9,878,872,310	-	-	-	9,878,872,310	816,457,966	810,946,382	-	-	1,627,404,348	1,657,512,788	1,483,955,164	-	-	3,141,467,952	8,251,467,952	-	(1,514,063,604)
RM - Water Supply Systems		50213030 04	9,878,872,310	-	-	9,878,872,310	-	-	-	9,878,872,310	816,457,966	810,946,382	-	-	1,627,404,348	1,657,512,788	1,483,955,164	-	-	3,141,467,952	8,251,467,952	-	(1,514,063,604)
C.5.3. FINANCIAL EXPENSES		50300000 00	-	-	-	-	-	-	-	-	-	-	-	-	-	-	-	-	-	-	-	-	-
C.5.6. CAPITAL OUTLAYS		50600000 00	-	-	-	-	-	-	-	-	-	-	-	-	-	-	-	-	-	-	-	-	-
Property, Plant and Equipment Outlay		50604000 00	-	-	-	-	-	-	-	-	-	-	-	-	-	-	-	-	-	-	-	-	-
Infrastructure Outlay		50604030 00	-	-	-	-	-	-	-	-	-	-	-	-	-	-	-	-	-	-	-	-	-
Water Supply Systems		50604030 04	-	-	-	-	-	-	-	-	-	-	-	-	-	-	-	-	-	-	-	-	-
TOTAL			9,878,872,310	-	-	9,878,872,310	-	-	-	9,878,872,310	816,457,966	810,946,382	-	-	1,627,404,348	1,657,512,788	1,483,955,164	-	-	3,141,467,952	8,251,467,952	-	(1,514,063,604)
AGENCY SPECIFIC BUDGET			9,878,872,310	-	-	9,878,872,310	-	-	-	9,878,872,310	816,457,966	810,946,382	-	-	1,627,404,348	1,657,512,788	1,483,955,164	-	-	3,141,467,952	8,251,467,952	-	(1,514,063,604)


Certified Correct (Obligation):


SYLVIA L. LEANO
Acting Manager, Budget and Revenue Division
Date: _____

Certified Correct (Disbursement):


ELIZABETH A. BENZON
Acting Manager, Accounting Division
Date: _____

Approved By:


EUGENIO F. PADERNAL, DPA
Administrator
Date: _____