



**NATIONAL IRRIGATION ADMINISTRATION**  
**CONDENSED STATEMENT OF FINANCIAL POSITION**  
**ALL FUNDS**  
**AS AT SEPTEMBER 30, 2020**

	CORPORATE FUND	GENERAL FUND	SPECIAL FUND	TOTAL
<b>ASSETS</b>				
<b>CURRENT ASSETS</b>				
Cash and cash equivalents	7,001,738,131.69	1,343,819,704.09	368,850,876.17	8,714,408,711.95
Receivables, net	26,449,503,570.30	341,602,976.50	62,207,044.50	26,853,313,591.30
Inventories, net	223,157,562.98	201,962.36	146,085.51	223,505,610.85
Prepayments	3,301,949,389.40	2,774,701,389.52	30,458,859.92	6,107,109,638.84
Other current Assets	26,101,991.93	581,593.53	-	26,683,585.46
<b>TOTAL CURRENT ASSETS</b>	<b>37,002,450,646.30</b>	<b>4,460,907,626.00</b>	<b>461,662,866.10</b>	<b>41,925,021,138.40</b>
<b>NON- CURRENT ASSETS</b>				
Investment Property, net	1,500,000.00	-	-	1,500,000.00
Other Investments	78,154,599,610.49	-	-	78,154,599,610.49
Property, Plant and Equipment, net	59,383,626,343.37	73,822,589,667.42	2,147,429,505.80	135,353,645,516.59
Construction in Progress	80,328,253,519.61	66,345,980,686.10	1,137,319,576.04	147,811,553,781.75
Other Assets	40,091,275.00	19,992,578.71	431,522.19	60,515,375.90
<b>TOTAL NON CURRENT ASSETS</b>	<b>217,908,070,748.46</b>	<b>140,188,562,932.23</b>	<b>3,285,180,604.03</b>	<b>361,381,814,284.72</b>
<b>TOTAL ASSETS</b>	<b>254,910,521,394.77</b>	<b>144,649,470,558.23</b>	<b>3,746,843,470.13</b>	<b>403,306,835,423.13</b>
<b>LIABILITIES and EQUITY</b>				
<b>CURRENT LIABILITIES</b>				
Financial Liabilities	5,388,485,009.62	589,887,945.61	11,802,706.43	5,990,175,661.66
Inter-Agency Payables	66,903,955,398.86	150,599,686.15	11,125,441.60	67,065,680,526.61
Intra-Agency Payables	19,644,392,468.16	3,751,317.25	321,147.59	19,648,464,933.00
Trust Liabilities	1,431,445,569.43	489,634,893.77	13,154,154.67	1,934,234,617.87
Provisions	43,327,178.11	635,629.65	40,825,256.43	84,788,064.19
Other Payables	3,008,083,461.89	242,115,044.45	43,721,408.37	3,293,919,914.71
<b>TOTAL CURRENT LIABILITIES</b>	<b>96,419,689,086.07</b>	<b>1,476,624,516.88</b>	<b>120,950,115.09</b>	<b>98,017,263,718.04</b>
<b>NON- CURRENT LIABILITIES</b>				
Deferred Credits	10,148,215,388.15	-	-	10,148,215,388.15
<b>TOTAL NON CURRENT LIABILITIES</b>	<b>10,148,215,388.15</b>	<b>-</b>	<b>-</b>	<b>10,148,215,388.15</b>
<b>TOTAL LIABILITIES</b>	<b>106,567,904,474.22</b>	<b>1,476,624,516.88</b>	<b>120,950,115.09</b>	<b>108,165,479,106.19</b>
<b>EQUITY</b>				
Accumulated Surplus/(Deficit)	126,234,885,444.79	142,927,236,733.23	3,397,913,013.68	272,560,035,191.70
Capital Stock	5,559,191,864.58	-	-	5,559,191,864.58
Retained Earnings	(1,000,518,931.49)	-	-	(1,000,518,931.49)
<b>TOTAL EQUITY</b>	<b>148,342,616,920.55</b>	<b>143,172,846,041.35</b>	<b>3,625,893,355.04</b>	<b>295,141,356,316.94</b>
<b>TOTAL LIABILITIES and EQUITY</b>	<b>254,910,521,394.77</b>	<b>144,649,470,558.23</b>	<b>3,746,843,470.13</b>	<b>403,306,835,423.13</b>


Certified Correct:

  
**JULITA T. RONDON**  
Acting Manager, Accounting Division

Noted by:

  
**MGEN ROMEO G GAN (Ret)**  
Deputy Administrator for Administrative  
and Finance Sector

EDM-



**NATIONAL IRRIGATION ADMINISTRATION**  
**DETAILED STATEMENT OF FINANCIAL POSITION**  
**ALL FUNDS**  
**AS AT SEPTEMBER 30, 2020**

**ASSETS**

**CURRENT ASSETS**

**CASH**

Cash-Collecting Officers	4,291,994.33	
Petty Cash	4,814,827.10	
Cash in Bank - Local Currency,Current Account	8,096,681,909.91	
Cash in Bank - Local Currency,Savings Account	86,509,040.72	
Cash in Bank - Local Currency,Time Deposits	445,720,359.95	
Cash in Bank - Foreign Currency,Savings Account	25,392.81	
Cash in Bank - Foreign Currency,Time Deposits	40,509,910.73	
Cash, Treasury/Agency Deposit, Regular	4,673,373.40	
Cash - National Treasury, MDS	31,181,903.00	8,714,408,711.95

**RECEIVABLES**

**Loans and Receivable Accounts**

Accounts Receivable - ISF	9,437,077,655.12	
Accounts Receivable - Others	60,618,169.22	
Loans Receivables - others	4,968,071.38	
<b>Total</b>	<u>9,502,663,895.72</u>	
Less: Allowance for Impairment-Accounts Receivable	<u>3,570,739,339.00</u>	
Loans and Receivable Accounts, net	5,931,924,556.72	

**Inter-Agency Receivables**

Due from National Government Agencies	825,768,484.18	
Due from Government Corporations	112,428,021.20	
Due from Local Government Units	176,194,714.65	
<b>Total Inter-Agency Receivables</b>	<u>1,114,391,220.03</u>	

**Intra-Agency Receivables**

Due from Other Funds	3,100,985,041.49	
Due from Central Office	3,579,561.33	
Due from Regional Offices	16,334,776,474.16	
<b>Total Intra-Agency Receivables</b>	<u>19,439,341,076.98</u>	

**Other Receivables**

Receivables - Disallowances/Charges	61,586,292.10	
Due from Officers and Employees	6,685,480.22	
Interest Receivables	10,752.65	
Other Receivables	270,921,724.30	
<b>Total</b>	<u>339,204,249.27</u>	
Less: Allowance for Impairment-Other Receivables	<u>-</u>	
Other Receivables, net	339,204,249.27	

**ADVANCES**

Advances to Officers and Employees	13,583,056.61	
Advances to Special Disbursing Officer	3,863,503.83	
Advances for Operating Expenses	912,623.83	
Advances for Payroll	10,093,304.04	
<b>Total Advances</b>	<u>28,452,488.31</u>	26,853,313,591.30

**INVENTORIES**

Merchandise Inventory	-	
Less: Allowance for Impairment-Merchandise Inventory	<u>-</u>	
Merchandise Inventory, Net	-	

Property and Equipment for Distribution	207,573,593.49	
Less: Allowance for Impairment-Prop. & Equip for Distribution	<u>-</u>	
Property and Equipment for Distribution, Net	207,573,593.49	

Office Supplies Inventory	6,695,572.56	
Less: Allowance for Impairment-Office Supplies Inventory	<u>-</u>	
Office Supplies Inventory, Net	6,695,572.56	

Fuel, Oil and Lubricants Inventory	7,267,735.80	
Less: Allowance for Impairment-Fuel, Oil and Lubricants Inventory	<u>-</u>	
Fuel, Oil and Lubricants Inventory, Net	7,267,735.80	

Construction Materials Inventory	-	
Less: Allowance for Impairment-Construction Materials Inventory	<u>-</u>	
Construction Materials Inventory, Net	-	

Other Supplies and Materials Inventory	354,315.65	
Less: Allowance for Impairment-Other Supplies and Mat. Invt.	<u>-</u>	
Other Supplies and Materials Inventory, Net	354,315.65	

Semi-Expendable Other Machinery and Equipment	115,360.00	
Semi-Expendable Office Equipment	265,174.75	
Semi-Expendable Information and Communication Technology Equipment	337,621.60	
Semi-Expendable Communication Equipment	-	
Semi-Expendable Technical and Scientific Equipment	-	
Semi-Expendable Furniture and Fixtures	810,124.00	
Semi-Expendable Books	-	

223,505,610.85

**NATIONAL IRRIGATION ADMINISTRATION**  
**DETAILED STATEMENT OF FINANCIAL POSITION**  
**ALL FUNDS**  
**AS AT SEPTEMBER 30, 2020**

<b>PREPAYMENTS</b>		
Prepaid Rent	-	
Deposit on Letters of Credit	81,518.21	
Advances to Contractors	6,098,298,841.28	
Other Prepayments	8,729,279.35	6,107,109,638.84
<b>OTHER CURRENT ASSETS</b>		
Guaranty Deposits	26,683,585.46	26,683,585.46
<b>TOTAL CURRENT ASSETS</b>		<b>41,925,021,138.40</b>
<b>NON CURRENT ASSETS</b>		
<b>INVESTMENT PROPERTY</b>		
Investment Property, Land	1,500,000.00	
Less: Accumulated Impairment losses - Investment Property, Land	-	1,500,000.00
Investment Property, Buildings	-	
Less: Accumulated Depreciation - Investment Property, Buildings	-	
Less: Accumulated Impairment losses - Investment Property, Buildings	-	-
<b>OTHER INVESTMENTS</b>		
Investments in Stocks	1,225,000.00	
Investments in Bonds-Local	-	
Other Investment - CE CASECNAN	78,153,374,610.49	
Other Investment - Marketable Securities	-	78,154,599,610.49
<b>PROPERTY, PLANT &amp; EQUIPMENT</b>		
Land		3,890,179,413.04
Other Land Improvements	28,521,139,997.75	
Less: Accumulated Depreciation - Land Impr't	13,216,190,419.95	
Less: Accumulated Impairment losses - Land Impr't	-	15,304,949,577.80
Road Networks	236,954,891.90	
Less: Accumulated Depreciation-Road Networks	547,083.36	
Less: Accumulated Impairment losses- Road Networks	-	236,407,808.54
Water Supply Systems	132,431,484,568.62	
Less: Accumulated Depreciation-Water Supply Systems	21,358,913,193.61	
Less: Accumulated Impairment losses- Water Supply System	-	111,072,571,375.01
Power Supply System	122,299,645.73	
Less: Accumulated Depreciation -Power Supply System	44,623,424.87	
Less: Accumulated Impairment losses- Power Supply System	-	77,676,220.86
Other Infrastructure Assets	191,835,451.00	
Less: Accumulated Depreciation -Other Infrastructure Assets	1,417,509.11	
Less: Accumulated Impairment losses- Other Infrastructure Assets	-	190,417,941.89
Buildings	2,412,839,212.76	
Less: Accumulated Depreciation - Office Bldgs	727,172,304.70	
Less: Accumulated Impairment losses- Office Bldgs	-	1,685,666,908.06
Hostels and Dormitories	190,000.00	
Less: Accumulated Depreciation - Hostels and Dormitories	-	
Less: Accumulated Impairment losses- Hostels and Dormitories	-	190,000.00
Other Structures	181,686,035.99	
Less: Accumulated Depreciation - Other Structures	50,621,561.65	
Less: Accumulated Impairment losses - Other Structures	-	131,064,474.34
Machinery	432,855,388.68	
Less: Accumulated Depreciation -Machinery	248,773,691.53	
Less: Accumulated Impairment losses -Machinery	-	184,081,697.15
Office Equipment	290,275,218.84	
Less: Accumulated Depreciation- Office Equipment	172,214,837.99	
Less: Accumulated Impairment losses- Office Equipment	-	118,060,380.85
Information and Communication Technology Equipment	523,879,678.70	
Less: Accumulated Depreciation- Info & Comm. Tech. Equip	230,670,240.87	
Less: Accumulated Impairment losses- Info & Comm. Tech. Equip	-	293,209,437.83
Agricultural and Forestry Equipment	518,545,950.53	
Less: Accumulated Depreciation- Agricultural and Forestry Equip.	767,501.32	
Less: Accumulated Impairment losses- Agricultural & Forestry Equip	-	517,778,449.21
Marine and Fishery Equipment	-	
Less: Accumulated Depreciation- Marine and Fishery Equipment	-	
Less: Accumulated Impairment losses- Marine and Fishery Equip	-	-
Communication Equipment	95,787,681.87	
Less: Accumulated Depreciation- Comm. Equipment	49,269,831.95	
Less: Accumulated Impairment losses- Communication Equipment	-	46,517,849.92

**NATIONAL IRRIGATION ADMINISTRATION**  
**DETAILED STATEMENT OF FINANCIAL POSITION**  
**ALL FUNDS**  
**AS AT SEPTEMBER 30, 2020**

Construction and Heavy Equipment	1,029,546,779.20	
Less: Accumulated Depreciation- Cons. & Heavy	510,664,686.92	
Less: Accumulated Impairment losses- Cons. & Heavy	-	518,882,092.28
Disaster Response and Rescue Equipment	8,280,850.62	
Less: Accumulated Depreciation-Disaster Response and Rescue Equipment	6,703,947.37	
Less: Accumulated Impairment losses- Disaster Response & Rescue Equip	-	1,576,903.25
Military, Police and Security Equipment	46,839,470.70	
Less: Accumulated Depreciation- Military & Police	2,296,451.93	
Less: Accumulated Impairment losses- Military, Police	-	44,543,018.77
Medical Equipment	2,613,979.00	
Less: Accumulated Depreciation- Medical Equipment	889,374.82	
Less: Accumulated Impairment losses- Medical Equipment	-	1,724,604.18
Sports Equipment	1,084,892.13	
Less: Accumulated Depreciation- Sports Equipment	286,926.66	
Less: Accumulated Impairment losses-Sports Equipment	-	797,965.47
Technical and Scientific Equipment	404,954,637.66	
Less: Accumulated Depreciation- Tech. & Scientific	171,334,448.01	
Less: Accumulated Impairment losses- Tech & Scientific Equip	-	233,620,189.65
Other Equipment	563,550,487.18	
Less: Accumulated Depreciation- Other Equipment	310,018,511.13	
Less: Accumulated Impairment losses- Other Equipment	-	253,531,976.05
Motor Vehicles	645,065,564.88	
Less: Accumulated Depreciation-Motor Vehicles	349,250,760.76	
Less: Accumulated Impairment losses- Motor Vehicles	-	295,814,804.12
Watercrafts	3,339,415.00	
Less: Accumulated Depreciation-Watercrafts	2,290,601.62	
Less: Accumulated Impairment losses- Watercrafts	-	1,048,813.38
Other Transportation Equipment	31,459,237.11	
Less: Accumulated Depreciation-Other Transpo.	18,542,776.56	
Less: Accumulated Impairment losses- Other Transpo Equip	-	12,916,460.55
Furnitures and Fixtures	192,094,460.21	
Less: Accumulated Depreciation- Furniture & Fixtures	50,736,860.80	
Less: Accumulated Impairment losses- Furnitures and Fixtures	-	141,357,599.41
Books	568,317.35	
Less: Accumulated Depreciation- Books	16,544.25	
Less: Accumulated Impairment losses- Books	-	551,773.10
Leased Assets, Machinery and Equipment	383,480.00	
Less: Accumulated Depreciation- Leased Assets, Mach & Equip	1,191.47	
Less: Accumulated Impairment losses- Leased Assets, Mach & Equip	-	382,288.53
Leased Assets, Transportation Equipment	-	
Less: Accumulated Depreciation- Leased Assets, Transportation Equipment	-	
Less: Accumulated Impairment losses- Leased Assets, Transportation Equipme	-	-
Other Property, Plant and Equipment	629,373,659.97	
Less: Accumulated Depreciation-Other PPE	532,842,144.74	
Less: Accumulated Impairment losses- Other PPE	-	96,531,515.23
Work/Zoo Animals	-	
Less: Accumulated Depreciation-Work/Zoo Animals	-	
Less: Accumulated Impairment losses- Work/Zoo Animals	-	-
Computer Software	1,593,978.12	
Less: Accumulated Amortization-Computer Software	-	
Less: Accumulated Impairment losses- Computer Software	-	1,593,978.12
Construction in Progress - Land Improvements	37,955,379.28	
Construction in Progress - Infrastructure Assets	147,673,108,180.00	
Construction in Progress- Buildings and Other Structures	100,186,229.17	
Construction in Progress- Leased Assets	-	
Construction in Progress- Leased Assets Improvements	-	
Construction in Progress- Furniture and Fixtures	303,993.30	147,811,553,781.75
Other Assets	76,837,103.41	
Allowance for Impairment-Other Assets	16,321,727.51	60,515,375.90
<b>TOTAL NON CURRENT ASSETS</b>		<b>361,381,814,284.72</b>
<b>TOTAL ASSETS</b>		<b>403,306,835,423.13</b>

NATIONAL IRRIGATION ADMINISTRATION  
DETAILED STATEMENT OF FINANCIAL POSITION  
ALL FUNDS  
AS AT SEPTEMBER 30, 2020

LIABILITIES

CURRENT LIABILITIES		
Payable Accounts		
Accounts Payables	5,884,971,664.43	
Notes Payables	128,022.47	
Finance Lease Payable	-	
Due to Officers & Employees	105,075,974.76	5,990,175,661.66
Inter-Agency Payables		
Due to Treasurer of the Philippines	62,320,835,938.48	
Due to BIR	358,976,448.08	
Due to GSIS	39,327,540.27	
Due to Pag-Ibig	14,916,236.69	
Due to PHILHEALTH	8,333,703.37	
Due to Other NGAs	4,128,619,223.30	
Due to Government Corporations	182,769,689.02	
Due to LGUs	11,759,937.40	
Due to SSS	141,810.00	
Due to Bureaus	-	67,065,680,526.61
Intra-Agency Payables		
Due to Central Office	16,494,581,248.61	
Due to Regional Office	4,313,391.96	
Due to Other Funds	3,149,570,292.43	19,648,464,933.00
Trust Liabilities		
Trust Liabilities	1,948,102.17	
Guaranty/Security Deposits Payable	1,932,286,515.70	
Costumers Deposit Payable	-	1,934,234,617.87
Other Liabilities Accounts		
Other Provision	7,663,987.98	
Leave Benefits Payable	77,124,076.21	84,788,064.19
Other Payables		
Other Payables	3,293,919,914.71	3,293,919,914.71
<b>TOTAL CURRENT LIABILITIES</b>		<b>98,017,263,718.04</b>
NON CURRENT LIABILITIES		
Loans Payable - Domestic	-	
Loans Payable - Foreign	-	
Other Long Term Liabilities	-	
<b>TOTAL NON CURRENT LIABILITIES</b>		<b>-</b>
Deferred Credit	9,694.00	
Deferred Credits (ISF)	5,014,820,740.40	
Deferred Credits (PA/CIS/CIP)	3,229,755,654.17	
Other Deferred Credits	1,903,629,299.58	
<b>TOTAL DEFERRED CREDITS</b>		<b>10,148,215,388.15</b>
<b>TOTAL LIABILITIES</b>		<b>108,165,479,106.19</b>
EQUITY		
Accumulated Surplus/(Deficit)	272,560,035,191.70	
Capital Stock	5,559,191,864.58	
Retained Earnings	(1,000,518,931.49)	
Revenue/Income and Expense Summary	18,022,648,192.15	
<b>TOTAL EQUITY</b>		<b>295,141,356,316.94</b>
<b>TOTAL LIABILITIES &amp; EQUITY</b>		<b>403,306,835,423.13</b>

Certified Correct:

JULITA T. RONDON

Acting Manager, Accounting Division

Noted by:

MGEN ROMEO G GAN (Ret)

Deputy Administrator for Administrative  
and Finance Sector

EDM-