



NATIONAL IRRIGATION ADMINISTRATION
CONDENSED STATEMENT OF FINANCIAL POSITION
ALL FUNDS
AS AT SEPTEMBER 2022

ASSETS	
CURRENT ASSETS	
Cash and cash equivalents	17,435,917,245.22
Receivables, net	27,675,882,017.17
Inventories, net	124,078,522.60
Advances	30,193,188.96
Prepayments	3,427,983,021.21
Other current Assets	31,910,710.82
TOTAL CURRENT ASSETS	48,725,964,705.97
NON- CURRENT ASSETS	
Other Investments	771,813,882.30
Property, Plant and Equipment, net	299,444,539,377.04
Intangible Assets	76,737,581.30
Other Assets	6,410,976.78
TOTAL NON CURRENT ASSETS	300,299,501,817.43
TOTAL ASSETS	349,025,466,523.40
LIABILITIES and EQUITY	
CURRENT LIABILITIES	
Financial Liabilities	1,194,852,549.02
Inter-Agency Payables	96,417,365,314.32
Intra-Agency Payables	137,314.52
Trust Liabilities	2,975,244,858.35
Provisions	1,056,724,708.28
Dividends Payable	2,108,308,775.75
Other Payables	1,073,151,309.79
TOTAL CURRENT LIABILITIES	104,825,784,830.04
NON- CURRENT LIABILITIES	
Other Deferred Credits	5,021,850,831.08
TOTAL NON CURRENT LIABILITIES	5,021,850,831.08
TOTAL LIABILITIES	109,847,635,661.12
EQUITY	
Accumulated Surplus/(Deficit)	233,618,638,997.71
Capital Stock	5,559,191,864.58
TOTAL EQUITY	239,177,830,862.29
TOTAL LIABILITIES and EQUITY	349,025,466,523.40
<div> <div> Certified Correct: <div> <div>  </div> <div> SHARILYN A. BLUZA Acting Manager, Accounting Division ACVR - RM </div> </div> <div> Noted by : <div> <div>  </div> <div> RALPH LAUREN A. DU Deputy Administrator for Administrative & Finance MBC - RM </div> </div> </div> </div></div>	

NATIONAL IRRIGATION ADMINISTRATION
DETAILED STATEMENT OF FINANCIAL POSITION
ALL FUNDS
AS AT SEPTEMBER 30, 2022

ASSETS

CURRENT ASSETS

CASH

Cash-Collecting Officers	4,467,424.66
Petty Cash	5,959,342.57
Cash in Bank - Local Currency, Current Account	16,870,414,158.54
Cash in Bank - Local Currency, Savings Account	46,992,439.79
Cash in Bank - Foreign Currency, Savings Account	854,606.36
Cash, Treasury/Agency Deposit, Regular	25,945.60
Cash in Bank - Local Currency, Time Deposits	459,744,212.81
Cash in Bank - Foreign Currency, Time Deposits	47,459,114.89
TOTAL CASH & CASH EQUIVALENTS	17,435,917,245.22

RECEIVABLES

Loans and Receivable Accounts

Accounts Receivable - Irrigation Service Fee	5,676,065,390.25
Less: Allowance for Impairment - Accounts Receivable - ISF	2,502,395,818.57
Accounts Receivable - Irrigation Service Fee, net	3,173,669,571.68

Accounts Receivable - Others	323,534,350.86
------------------------------	----------------

Loans Receivables - others	3,842,915.27
Less: Allowance for Impairment - Loans Receivable-Others	3,797,994.05
Loans Receivables - others, net	44,921.22

Loans and Receivable Accounts, net **3,497,248,843.76**

Lease Receivable

Operating Lease Receivable	378,600.00
----------------------------	------------

Inter-Agency Receivables

Due from National Government Agencies	750,649,591.46
Due from Local Government Units	84,111,368.43
Due from Government Corporations	21,389,304,966.42
Total Inter-Agency Receivables	22,224,065,926.31
Less: Allowance for Impairment-Due from National Government Agencies	1,305,654.23
Less: Allowance for Impairment-Due from Local Government Units	21,205,612.81
Less: Allowance for Impairment-Due from Other Government Corporations	115,002.40
Total Inter-Agency Receivables, net	22,201,439,656.87

Intra-Agency Receivables

Due from Other Funds	31,926,832.08
Due from Regional Offices	39,123,529.24
Total Intra-Agency Receivables	71,050,361.32

Other Receivables

Receivables - Disallowances/Charges	81,716,744.75
Due from Officers and Employees	8,006,006.82
Interest Receivables	197,095.80
Other Receivables	1,906,832,028.37
Total	1,996,751,875.74
Less: Allowance for Impairment-Interests Receivable	197,095.80
Less: Allowance for Impairment-Due from Officers and Employees	4,748,661.46
Less: Allowance for Impairment-Other Receivables	86,041,563.26
Other Receivables, net	1,905,764,555.22

TOTAL RECEIVABLES. NET **27,675,882,017.17**

**NATIONAL IRRIGATION ADMINISTRATION
DETAILED STATEMENT OF FINANCIAL POSITION
ALL FUNDS
AS AT SEPTEMBER 30, 2022**

INVENTORIES

Property and Equipment for Distribution	43,228,894.25
Office Supplies Inventory	10,234,754.64
Drugs and Medicines Inventory	6,059.25
Medical, Dental and Laboratory Supplies Inventory	154,050.00
Fuel, Oil and Lubricants Inventory	6,498,618.96
Construction Materials Inventory	25,260,084.35
Other Supplies and Materials Inventory	2,509,130.59
Semi-Expendable Machinery	593,027.00
 Semi-Expendable Office Equipment	 5,633,874.61
Less: Allowance for Impairment-Semi-Expendable Office Equipment	1,170,516.02
Semi-Expendable Office Equipment, net	4,463,358.59
 Semi-Expendable Information and Communication Technology Equipment	 14,999,143.65
Less: Allowance for Impairment-Semi-Expendable Information and Comm	4,356,846.04
Semi-Expendable Information and Communication Technology Equipment,	10,642,297.61
 Semi-Expendable Agricultural and Forestry Equipment	 47,100.00
Semi-Expendable Communication Equipment	2,666,809.44
Less: Allowance for Impairment-Semi-Expendable Communication Equipm	590,575.55
Semi-Expendable Communication Equipment, net	2,076,233.89
 Semi-Expendable Disaster Response and Rescue Equipment	 80,870.00
Semi-Expendable Military, Police and Security Equipment	6,058,666.13
Less: Allowance for Impairment-Semi-Expendable Military, Police and Secu	1,020,250.32
Semi-Expendable Military, Police and Security Equipment, net	5,038,415.81
 Semi-Expendable Medical Equipment	 431,190.00
Less: Allowance for Impairment-Semi-Expendable Medical Equipment	135,792.78
Semi-Expendable Medical Equipment, net	295,397.22
 Semi-Expendable Printing Equipment	 19,300.00
Semi-Expendable Sports Equipment	24,256.00
 Semi-Expendable Technical and Scientific Equipment	 1,056,573.00
Less: Allowance for Impairment-Semi-Expendable Technical and Scientific	55,915.93
Semi-Expendable Technical and Scientific Equipment, net	1,000,657.07
 Semi-Expendable Construction Equipment	 278,057.00
Less: Allowance for Impairment-Semi-Expendable Construction Equipment	54,874.93
Semi-Expendable Construction Equipment, net	223,182.07
 Semi-Expendable Electrical Equipment	 89,520.67
Less: Allowance for Impairment-Semi-Expendable Electrical Equipment	42,196.41
Semi-Expendable Electrical Equipment, net	47,324.26
 Semi-Expendable Other Machinery and Equipment	 3,017,874.30
Less: Allowance for Impairment-Semi-Expendable Other Machinery and Eq	910,951.10
Semi-Expendable Other Machinery and Equipment, net	2,106,923.20
 Semi-Expendable Furniture and Fixtures	 11,451,693.83
Less: Allowance for Impairment-Semi-Expendable Furniture and Fixtures	1,930,572.66
Semi-Expendable Furniture and Fixtures, net	9,521,121.17
 Semi-Expendable Books	 8,000.00
Less: Allowance for Impairment-Semi-Expendable Books	533.33
Semi-Expendable Books, net	7,466.67
 TOTAL INVENTORIES, NET	 124,078,522.60

**NATIONAL IRRIGATION ADMINISTRATION
DETAILED STATEMENT OF FINANCIAL POSITION
ALL FUNDS
AS AT SEPTEMBER 30, 2022**

ADVANCES	
Advances for Operating Expenses	1,949,962.56
Advances for Payroll	5,526,616.96
Advances to Special Disbursing Officer	8,381,177.32
Advances to Officers and Employees	14,335,432.12
TOTAL ADVANCES	30,193,188.96
PREPAYMENTS	
Advances to Contractors	3,422,549,511.17
Other Prepayments	5,433,510.04
TOTAL PREPAYMENTS	3,427,983,021.21
OTHER CURRENT ASSETS	
Guaranty Deposits	31,906,010.82
Other Deposits	4,700.00
TOTAL OTHER CURRENT ASSETS	31,910,710.82

TOTAL CURRENT ASSETS	48,725,964,705.97
-----------------------------	--------------------------

NON CURRENT ASSETS

INVESTMENTS

Investments in Stocks	1,225,000.00
Other Investment - CE CASECNAN	771,829,782.30
<i>Less: Allowance for Impairment-Investment in Stocks</i>	1,225,000.00
<i>Less: Allowance for Impairment-Other Investments - CE CASECNAN</i>	15,900.00

OTHER INVESTMENTS	771,813,882.30
--------------------------	-----------------------

PROPERTY, PLANT & EQUIPMENT

Land	4,045,393,673.69
------	-------------------------

Land Improvements, Aquaculture Structures	5,849,229.74
<i>Less: Accumulated Depreciation-Land Impr't Aquaculture Structures</i>	0.00
Land Improvements, Aquaculture Structures, net	5,849,229.74

Other Land Improvements	26,344,064,235.77
<i>Less: Accumulated Depreciation - Land Impr't</i>	15,953,664,852.94
Other Land Improvements, net	10,390,399,382.83

Road Networks	378,981,810.33
<i>Less: Accumulated Depreciation - Road Networks</i>	48,931,693.78
Road Networks, net	330,050,116.55

Flood Control System	2,416,696.00
<i>Less: Accumulated Depreciation-Flood Control System</i>	0.00
Flood Control System, net	2,416,696.00

Water Supply Systems	198,601,292,895.21
<i>Less: Accumulated Depreciation - Water Supply Systems</i>	42,131,510,065.31
Water Supply Systems, net	156,469,782,829.90

Power Supply System	106,586,724.31
<i>Less: Accumulated Depreciation - Power Supply System</i>	63,255,357.90
Power Supply System, net	43,331,366.41

Other Infrastructure Assets	383,690,839.82
<i>Less: Accumulated Depreciation - Other Infrastructure Assets</i>	22,839,413.99
Other Infrastructure Assets, net	360,851,425.83

**NATIONAL IRRIGATION ADMINISTRATION
DETAILED STATEMENT OF FINANCIAL POSITION
ALL FUNDS
AS AT SEPTEMBER 30, 2022**

Buildings	3,399,996,171.94
Less: Accumulated Depreciation - Office Bldgs	931,530,976.65
Buildings, net	2,468,465,195.29
Other Structures	301,343,495.91
Less: Accumulated Depreciation - Other Structures	116,425,951.73
Other Structures, net	184,917,544.18
Machinery	233,641,204.70
Less: Accumulated Depreciation - Machinery	121,040,747.40
Machinery, net	112,600,457.30
Office Equipment	506,059,413.77
Less: Accumulated Depreciation - Office Equipment	256,978,118.37
Less: Accumulated Impairment Losses-Office Equipment	58,967.46
Office Equipment, net	249,022,327.94
Information and Communication Technology Equipment	826,766,325.24
Less: Accumulated Depreciation - Info & Comm. Tech. Equip	362,447,515.24
Information and Communication Technology Equipment, net	464,318,810.00
Agricultural and Forestry Equipment	525,015,074.69
Less: Accumulated Depreciation - Agricultural and Forestry Equip.	6,415,982.61
Agricultural and Forestry Equipment, net	518,599,092.08
Communication Equipment	103,788,653.51
Less: Accumulated Depreciation - Comm. Equipment	64,011,787.35
Communication Equipment, net	39,776,866.16
Construction and Heavy Equipment	1,262,597,266.72
Less: Accumulated Depreciation - Cons. & Heavy	732,065,343.77
Construction and Heavy Equipment, net	530,531,922.95
Disaster Response and Rescue Equipment	8,428,665.53
Less: Accumulated Depreciation - Disaster Response and Rescue Equipmen	6,328,939.75
Disaster Response and Rescue Equipment, net	2,099,725.78
Military, Police and Security Equipment	7,675,060.47
Less: Accumulated Depreciation - Military & Police and Security Equipment	3,049,795.82
Military, Police and Security Equipment, net	4,625,264.65
Medical Equipment	3,008,020.20
Less: Accumulated Depreciation - Medical Equipment	1,753,007.26
Medical Equipment, net	1,255,012.94
Printing Equipment	4,454,634.40
Less: Accumulated Depreciation - Printing Equipment	691,769.66
Medical Equipment, net	3,762,864.74
Sports Equipment	1,302,408.60
Less: Accumulated Depreciation - Sports Equipment	381,748.97
Sports Equipment, net	920,659.63
Technical and Scientific Equipment	757,892,121.52
Less: Accumulated Depreciation - Tech. & Scientific	282,177,861.29
Technical and Scientific Equipment, net	475,714,260.23

NATIONAL IRRIGATION ADMINISTRATION
DETAILED STATEMENT OF FINANCIAL POSITION
ALL FUNDS
AS AT SEPTEMBER 30, 2022

Kitchen Equipment	760,159.00
Less: Accumulated Depreciation-Kitchen Equipment	193,000.23
Kitchen Equipment, net	<u>567,158.77</u>
Electrical Equipment	7,706,727.00
Less: Accumulated Depreciation - Electrical Equipment	1,477,014.80
Electrical Equipment, net	<u>6,229,712.20</u>
Other Equipment	757,026,020.61
Less: Accumulated Depreciation - Other Equipment	445,525,133.97
Other Equipment, net	<u>311,500,886.64</u>
Motor Vehicles	821,362,525.24
Less: Accumulated Depreciation - Motor Vehicles	488,829,994.51
Motor Vehicles, net	<u>332,532,530.73</u>
Watercrafts	3,150,440.00
Less: Accumulated Depreciation - Watercrafts	2,678,748.29
Watercrafts, net	<u>471,691.71</u>
Other Transportation Equipment	52,632,321.34
Less: Accumulated Depreciation - Other Transpo.	29,618,783.39
Other Transportation Equipment, net	<u>23,013,537.95</u>
Furnitures and Fixtures	206,362,704.05
Less: Accumulated Depreciation - Furniture & Fixtures	60,624,053.90
Furnitures and Fixtures, net	<u>145,738,650.15</u>
Books	585,527.35
Less: Accumulated Depreciation - Books	321,959.99
Books, net	<u>263,567.36</u>
Leased Assets, Machinery and Equipment	383,480.00
Less: Accumulated Depreciation - Leased Assets, Mach & Equip	4,255.25
Leased Assets, Machinery and Equipment, net	<u>379,224.75</u>
Works of Arts and Archeological Specimens	169,000.00
Less: Accumulated Depreciation - Works of Arts and Archeological Specime	0.00
Works of Arts and Archeological Specimens, net	<u>169,000.00</u>
Other Property, Plant and Equipment	621,364,864.94
Less: Accumulated Depreciation - Other Property Plant & Eqpt.	548,737,526.09
Other Property, Plant and Equipment, net	<u>72,627,338.85</u>
Construction in Progress - Land Improvements	39,346,567.14
Construction in Progress - Infrastructure Assets	121,248,719,631.24
Construction in Progress - Buildings and Other Structures	557,954,661.44
Construction in Progress - Furniture and Fixtures	340,493.30
Construction in Progress, net	<u>121,846,361,353.12</u>
TOTAL PROPERTY, PLANT & EQUIPMENT	299,444,539,377.04
INTANGIBLE ASSETS	
Computer Software	89,231,524.37
Less: Accumulated Amortization - Computer Software	12,493,943.07
Computer Software, net	<u>76,737,581.30</u>
TOTAL INTANGIBLE ASSETS	76,737,581.30

NATIONAL IRRIGATION ADMINISTRATION
DETAILED STATEMENT OF FINANCIAL POSITION
ALL FUNDS
AS AT SEPTEMBER 30, 2022

OTHER ASEETS		
Other Assets		50,136,513.62
Allowance for Impairment - Other Assets		43,725,536.84
Other Assets, net		6,410,976.78
TOTAL OTHER ASEETS		6,410,976.78
TOTAL NON-CURRENT ASSETS		300,299,501,817.43
TOTAL ASSETS		349,025,466,523.40
LIABILITIES		
CURRENT LIABILITIES		
Financial Liabilities		
	Accounts Payable	680,656,247.24
	Due to Officers and Employees	115,391,944.67
	Service Concession Arrangements Payable	398,804,357.11
Financial Liabilities		1,194,852,549.02
Inter-Agency Payables		
	Due to BIR	234,885,229.13
	Due to GSIS	50,408,135.50
	Due to PAG-IBIG	10,081,580.21
	Due to PHILHEALTH	11,572,268.90
	Due to NGAs	3,345,766,232.66
	Due to Government Corporations	167,867,488.10
	Due to LGUs	8,279,058.14
	Due to Treasurer of the Philippines	92,588,132,573.78
	Due to SSS	372,747.90
Inter-Agency Payables		96,417,365,314.32
Intra-Agency Payables		
	Due to Regional Office	137,314.52
Intra-Agency Payables		137,314.52
Trust Liabilities		
	Trust Liabilities	53,535,082.78
	Trust Liabilities - Trust Liabilities-Disallowances/Char	33,379,384.92
	Guaranty/Security Deposits Payable	2,888,330,390.65
Trust Liabilities		2,975,244,858.35
Provisions		
	Leave Benefits Payable	1,020,416,481.14
	Other Provision	36,308,227.14
Provisions		1,056,724,708.28
Other Liabilities Accounts		
	Other Deferred Credits	5,021,850,831.08
	Dividends Payable	2,108,308,775.75
	Other Payables	1,073,151,309.79
Other Liabilities Accounts		8,203,310,916.62
TOTAL LIABILITIES		109,847,635,661.12


NATIONAL IRRIGATION ADMINISTRATION
DETAILED STATEMENT OF FINANCIAL POSITION
ALL FUNDS
AS AT SEPTEMBER 30, 2022


EQUITY	
Accumulated Surplus/(Deficit)	212,661,275,293.45
Capital Stock	5,559,191,864.58
Net Income/(Loss)	20,957,363,704.26
TOTAL EQUITY	239,177,830,862.29

TOTAL LIABILITIES & EQUITY	349,025,466,523.40
----------------------------	--------------------

Certified Correct:

Noted by:


SHARILYN A. BLUZA
Acting Manager, Accounting Division
AGVR - RM


RALPH LAUREN A. DU
Deputy Administrator for Administrative
and Finance Sector